

# White Earth Band of Chippewa

## 2018 Annual Agency Profile

### General Information

**Federally Recognized Tribal Statistical Areas**  
 White Earth Reservation and Off-Reservation Trust Land, MN

**Service Consumption**  
 28,920 Annual Unlinked Trips (UPT)

**Service Supplied**  
 405,023 Annual Vehicle Revenue Miles (VRM)  
 15,513 Annual Vehicle Revenue Hours (VRH)

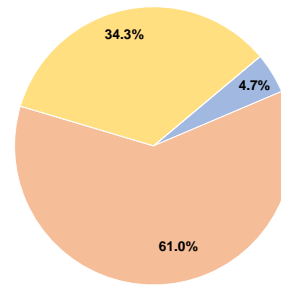
**Database Information**  
 NTDID: 55270  
 Reporter Type: Tribal Reporter

### Financial Information

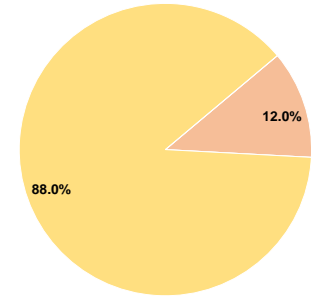
Sources of Operating Funds Expended			
Fare Revenues	\$66,399	4.7%	
Local Funds	\$859,594	61.0%	
State Funds	\$0	0.0%	
Federal Assistance	\$483,000	34.3%	
Other Funds	\$0	0.0%	
<b>Total Operating Funds Expended</b>	<b>\$1,408,993</b>	<b>100.0%</b>	

Sources of Capital Funds Expended			
Fare Revenues	\$0	0.0%	
Local Funds	\$26,122	12.0%	
State Funds	\$0	0.0%	
Federal Assistance	\$192,352	88.0%	
Other Funds	\$0	0.0%	
<b>Total Capital Funds Expended</b>	<b>\$218,474</b>	<b>100.0%</b>	

#### Operating Funding Sources



#### Capital Funding Sources



### Modal Characteristics

#### Operation Characteristics

##### Vehicles Operated at Maximum Service

Mode	Directly Operated	Purchased Transportation	Operating Expenses	Fare Revenues	Uses of Capital Funds	Annual Unlinked Trips	Annual Vehicle Revenue Miles	Annual Vehicle Revenue Hours	Average Fleet Age in Years <sup>a</sup>
Bus	8	-	\$1,408,993	\$66,399	\$218,474	28,920	405,023	15,513	3.1
<b>Total</b>	<b>8</b>	<b>-</b>	<b>\$1,408,993</b>	<b>\$66,399</b>	<b>\$218,474</b>	<b>28,920</b>	<b>405,023</b>	<b>15,513</b>	

#### Performance Measures

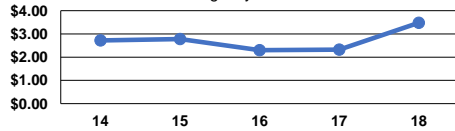
##### Service Efficiency

Mode	Operating Expenses per Vehicle Revenue Mile	Operating Expenses per Vehicle Revenue Hour
Bus	\$3.48	\$90.83
<b>Total</b>	<b>\$3.48</b>	<b>\$90.83</b>

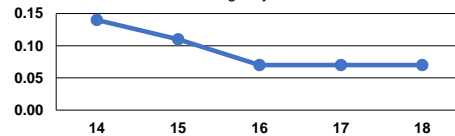
##### Service Effectiveness

Mode	Operating Expenses per Unlinked Passenger Trip	Unlinked Trips per Vehicle Revenue Mile	Unlinked Trips per Vehicle Revenue Hour
Bus	\$48.72	0.1	1.9
<b>Total</b>	<b>\$48.72</b>	<b>0.1</b>	<b>1.9</b>

Operating Expense per Vehicle Revenue Mile: Agency Total



Unlinked Passenger Trips per Vehicle Revenue Mile: Agency Total



**Notes:**

<sup>a</sup>Demand Response - Taxi (DT) and non-dedicated fleets do not report fleet age data.