

# Rock Island County

## 2018 Annual Agency Profile

### General Information

#### Service Consumption

10,376 Annual Unlinked Trips (UPT)

#### Service Supplied

109,276 Annual Vehicle Revenue Miles (VRM)  
4,842 Annual Vehicle Revenue Hours (VRH)

#### Summary of Operating Expenses (OE)

\$364,055 Total Operating Expenses

#### Database Information

NTDID: 5R01-50237

Reporter Type: Rural General Public Transit

### Financial Information

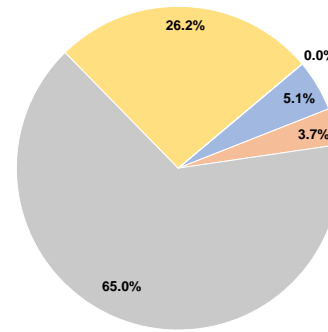
#### Sources of Operating Funds Expended

Fare Revenues	\$18,702	5.1%
Local Funds	\$13,309	3.7%
State Funds	\$236,636	65.0%
Federal Assistance	\$95,300	26.2%
Other Funds	\$108	0.0%
<b>Total Operating Funds Expended</b>	<b>\$364,055</b>	<b>100.0%</b>

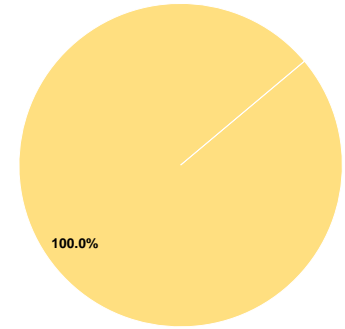
#### Sources of Capital Funds Expended

Fare Revenues	\$0	0.0%
Local Funds	\$0	0.0%
State Funds	\$0	0.0%
Federal Assistance	\$131,776	100.0%
Other Funds	\$0	0.0%
<b>Total Capital Funds Expended</b>	<b>\$131,776</b>	<b>100.0%</b>

#### Operating Funding Sources



#### Capital Funding Sources



### Modal Characteristics

#### Operation Characteristics

#### Vehicles Operated at Maximum Service

Mode	Directly Operated	Purchased Transportation	Operating Expenses	Fare Revenues	Uses of Capital Funds	Annual Unlinked Trips	Annual Vehicle Revenue Miles	Annual Vehicle Revenue Hours
Demand Response	10	-	\$364,055	\$18,702	\$131,776	10,376	109,276	4,842
<b>Total</b>	<b>10</b>	<b>-</b>	<b>\$364,055</b>	<b>\$18,702</b>	<b>\$131,776</b>	<b>10,376</b>	<b>109,276</b>	<b>4,842</b>

#### Performance Measures

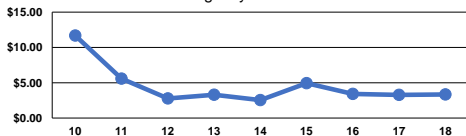
#### Service Efficiency

Mode	Operating Expenses per Vehicle Revenue Mile	Operating Expenses per Vehicle Revenue Hour
Demand Response	\$3.33	\$75.19
<b>Total</b>	<b>\$3.33</b>	<b>\$75.19</b>

#### Service Effectiveness

Mode	Operating Expenses per Unlinked Passenger Trip	Unlinked Trips per Vehicle Revenue Mile	Unlinked Trips per Vehicle Revenue Hour
Demand Response	\$35.09	0.1	2.1
<b>Total</b>	<b>\$35.09</b>	<b>0.1</b>	<b>2.1</b>

Operating Expense per Vehicle Revenue Mile: Agency Total



Unlinked Passenger Trips per Vehicle Revenue Mile: Agency Total

