

Bureau County dba Bureau Putnam Area Rural Transit

2018 Annual Agency Profile

General Information

Service Consumption

64,523 Annual Unlinked Trips (UPT)

Service Supplied

604,526 Annual Vehicle Revenue Miles (VRM)
22,516 Annual Vehicle Revenue Hours (VRH)

Summary of Operating Expenses (OE)

\$1,590,011 Total Operating Expenses

Database Information

NTDID: 5R01-50263

Reporter Type: Rural General Public Transit

Financial Information

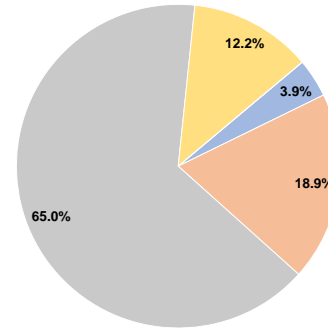
Sources of Operating Funds Expended

Fare Revenues	\$61,513	3.9%
Local Funds	\$300,327	18.9%
State Funds	\$1,033,507	65.0%
Federal Assistance	\$194,664	12.2%
Other Funds	\$0	0.0%
Total Operating Funds Expended	\$1,590,011	100.0%

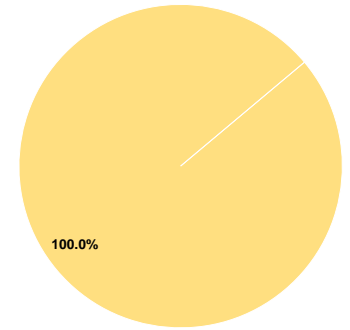
Sources of Capital Funds Expended

Fare Revenues	\$0	0.0%
Local Funds	\$0	0.0%
State Funds	\$0	0.0%
Federal Assistance	\$112,875	100.0%
Other Funds	\$0	0.0%
Total Capital Funds Expended	\$112,875	100.0%

Operating Funding Sources



Capital Funding Sources



Modal Characteristics

Operation Characteristics

Vehicles Operated at Maximum Service

Mode	Directly Operated	Purchased Transportation	Operating Expenses	Fare Revenues	Uses of Capital Funds	Annual Unlinked Trips	Annual Vehicle Revenue Miles	Annual Vehicle Revenue Hours
Demand Response	23	-	\$1,590,011	\$61,513	\$112,875	64,523	604,526	22,516
Total	23	-	\$1,590,011	\$61,513	\$112,875	64,523	604,526	22,516

Performance Measures

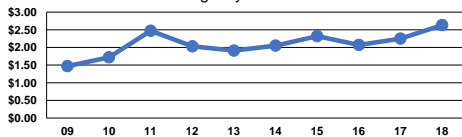
Service Efficiency

Mode	Operating Expenses per Vehicle Revenue Mile	Operating Expenses per Vehicle Revenue Hour
Demand Response	\$2.63	\$70.62
Total	\$2.63	\$70.62

Service Effectiveness

Mode	Operating Expenses per Unlinked Passenger Trip	Unlinked Trips per Vehicle Revenue Mile	Unlinked Trips per Vehicle Revenue Hour
Demand Response	\$24.64	0.1	2.9
Total	\$24.64	0.1	2.9

Operating Expense per Vehicle Revenue Mile: Agency Total



Unlinked Passenger Trips per Vehicle Revenue Mile: Agency Total

