

# Tazewell County

## 2018 Annual Agency Profile

### General Information

#### Service Consumption

43,395 Annual Unlinked Trips (UPT)

#### Service Supplied

503,061 Annual Vehicle Revenue Miles (VRM)  
16,883 Annual Vehicle Revenue Hours (VRH)

#### Summary of Operating Expenses (OE)

\$780,086 Total Operating Expenses

#### Database Information

NTDID: 5R01-50420

Reporter Type: Rural General Public Transit

### Financial Information

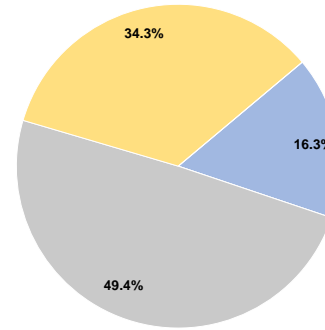
#### Sources of Operating Funds Expended

Fare Revenues	\$126,980	16.3%
Local Funds	\$0	0.0%
State Funds	\$385,387	49.4%
Federal Assistance	\$267,719	34.3%
Other Funds	\$0	0.0%
<b>Total Operating Funds Expended</b>	<b>\$780,086</b>	<b>100.0%</b>

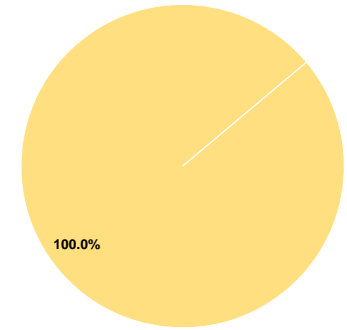
#### Sources of Capital Funds Expended

Fare Revenues	\$0	0.0%
Local Funds	\$0	0.0%
State Funds	\$0	0.0%
Federal Assistance	\$116,334	100.0%
Other Funds	\$0	0.0%
<b>Total Capital Funds Expended</b>	<b>\$116,334</b>	<b>100.0%</b>

#### Operating Funding Sources



#### Capital Funding Sources



### Modal Characteristics

#### Operation Characteristics

#### Vehicles Operated at Maximum Service

Mode	Directly Operated	Purchased Transportation	Operating Expenses	Fare Revenues	Uses of Capital Funds	Annual Unlinked Trips	Annual Vehicle Revenue Miles	Annual Vehicle Revenue Hours
Demand Response	19	-	\$780,086	\$126,980	\$116,334	43,395	503,061	16,883
<b>Total</b>	<b>19</b>	<b>-</b>	<b>\$780,086</b>	<b>\$126,980</b>	<b>\$116,334</b>	<b>43,395</b>	<b>503,061</b>	<b>16,883</b>

#### Performance Measures

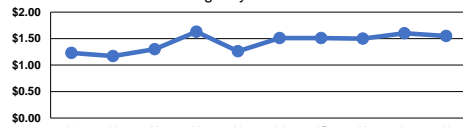
#### Service Efficiency

Mode	Operating Expenses per Vehicle Revenue Mile	Operating Expenses per Vehicle Revenue Hour
Demand Response	\$1.55	\$46.21
<b>Total</b>	<b>\$1.55</b>	<b>\$46.21</b>

#### Service Effectiveness

Mode	Operating Expenses per Unlinked Passenger Trip	Unlinked Trips per Vehicle Revenue Mile	Unlinked Trips per Vehicle Revenue Hour
Demand Response	\$17.98	0.1	2.6
<b>Total</b>	<b>\$17.98</b>	<b>0.1</b>	<b>2.6</b>

Operating Expense per Vehicle Revenue Mile:  
Agency Total



Unlinked Passenger Trips per Vehicle Revenue  
Mile: Agency Total

