

# Jersey County

## 2018 Annual Agency Profile

### General Information

#### Service Consumption

29,802 Annual Unlinked Trips (UPT)

#### Service Supplied

162,177 Annual Vehicle Revenue Miles (VRM)  
7,866 Annual Vehicle Revenue Hours (VRH)

#### Summary of Operating Expenses (OE)

\$425,143 Total Operating Expenses

#### Database Information

NTDID: 5R01-55316

Reporter Type: Rural General Public Transit

### Financial Information

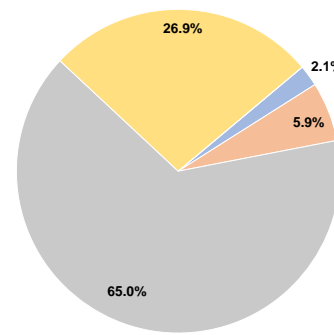
#### Sources of Operating Funds Expended

Fare Revenues	\$9,051	2.1%
Local Funds	\$25,242	5.9%
State Funds	\$276,343	65.0%
Federal Assistance	\$114,507	26.9%
Other Funds	\$0	0.0%
<b>Total Operating Funds Expended</b>	<b>\$425,143</b>	<b>100.0%</b>

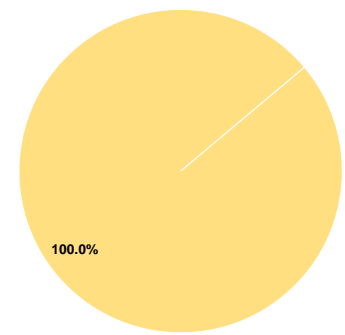
#### Sources of Capital Funds Expended

Fare Revenues	\$0	0.0%
Local Funds	\$0	0.0%
State Funds	\$0	0.0%
Federal Assistance	\$278,652	100.0%
Other Funds	\$0	0.0%
<b>Total Capital Funds Expended</b>	<b>\$278,652</b>	<b>100.0%</b>

#### Operating Funding Sources



#### Capital Funding Sources



### Modal Characteristics

#### Operation Characteristics

#### Vehicles Operated at Maximum Service

Mode	Directly Operated	Purchased Transportation	Operating Expenses	Fare Revenues	Uses of Capital Funds	Annual Unlinked Trips	Annual Vehicle Revenue Miles	Annual Vehicle Revenue Hours
Demand Response	10	-	\$425,143	\$9,051	\$278,652	29,802	162,177	7,866
<b>Total</b>	<b>10</b>	<b>-</b>	<b>\$425,143</b>	<b>\$9,051</b>	<b>\$278,652</b>	<b>29,802</b>	<b>162,177</b>	<b>7,866</b>

#### Performance Measures

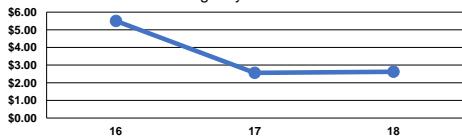
#### Service Efficiency

Mode	Operating Expenses per Vehicle Revenue Mile	Operating Expenses per Vehicle Revenue Hour
Demand Response	\$2.62	\$54.05
<b>Total</b>	<b>\$2.62</b>	<b>\$54.05</b>

#### Service Effectiveness

Mode	Operating Expenses per Unlinked Passenger Trip	Unlinked Trips per Vehicle Revenue Mile	Unlinked Trips per Vehicle Revenue Hour
Demand Response	\$14.27	0.2	3.8
<b>Total</b>	<b>\$14.27</b>	<b>0.2</b>	<b>3.8</b>

Operating Expense per Vehicle Revenue Mile: Agency Total



Unlinked Passenger Trips per Vehicle Revenue Mile: Agency Total

