

General Information

Service Consumption

2,630 Annual Unlinked Trips (UPT)

Service Supplied

4,691 Annual Vehicle Revenue Miles (VRM)
572 Annual Vehicle Revenue Hours (VRH)

Summary of Operating Expenses (OE)

\$36,461 Total Operating Expenses

Database Information

NTDID: 5R02-50254

Reporter Type: Rural General Public Transit

Financial Information

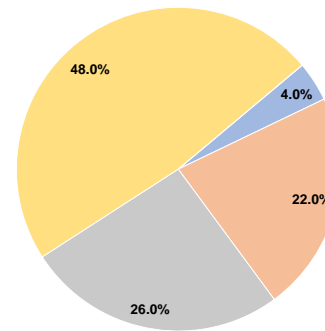
Sources of Operating Funds Expended

Fare Revenues	\$1,453	4.0%
Local Funds	\$8,027	22.0%
State Funds	\$9,478	26.0%
Federal Assistance	\$17,503	48.0%
Other Funds	\$0	0.0%
Total Operating Funds Expended	\$36,461	100.0%

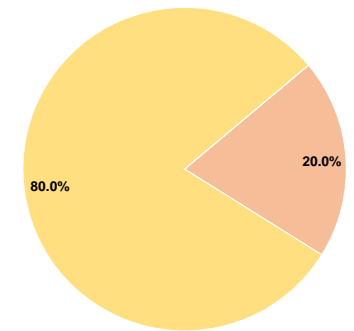
Sources of Capital Funds Expended

Fare Revenues	\$0	0.0%
Local Funds	\$10,665	20.0%
State Funds	\$0	0.0%
Federal Assistance	\$42,658	80.0%
Other Funds	\$0	0.0%
Total Capital Funds Expended	\$53,323	100.0%

Operating Funding Sources



Capital Funding Sources



Modal Characteristics

Operation Characteristics

Vehicles Operated at Maximum Service

Mode	Directly Operated	Purchased Transportation	Operating Expenses	Fare Revenues	Uses of Capital Funds	Annual Unlinked Trips	Annual Vehicle Revenue Miles	Annual Vehicle Revenue Hours
Demand Response	1	-	\$36,461	\$1,453	\$53,323	2,630	4,691	572
Total	1	-	\$36,461	\$1,453	\$53,323	2,630	4,691	572

Performance Measures

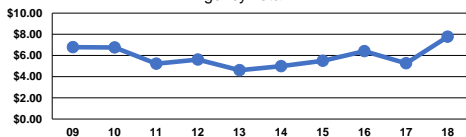
Service Efficiency

Mode	Operating Expenses per Vehicle Revenue Mile	Operating Expenses per Vehicle Revenue Hour
Demand Response	\$7.77	\$63.74
Total	\$7.77	\$63.74

Service Effectiveness

Mode	Operating Expenses per Unlinked Passenger Trip	Unlinked Trips per Vehicle Revenue Mile	Unlinked Trips per Vehicle Revenue Hour
Demand Response	\$13.86	0.6	4.6
Total	\$13.86	0.6	4.6

Operating Expense per Vehicle Revenue Mile: Agency Total



Unlinked Passenger Trips per Vehicle Revenue Mile: Agency Total

