

Madison County Council of Governments

2018 Annual Agency Profile

General Information

Service Consumption

18,020 Annual Unlinked Trips (UPT)

Service Supplied

161,621 Annual Vehicle Revenue Miles (VRM)
 7,881 Annual Vehicle Revenue Hours (VRH)

Summary of Operating Expenses (OE)

\$446,554 Total Operating Expenses

Database Information

NTDID: 5R02-50272
 Reporter Type: Rural General Public Transit

Financial Information

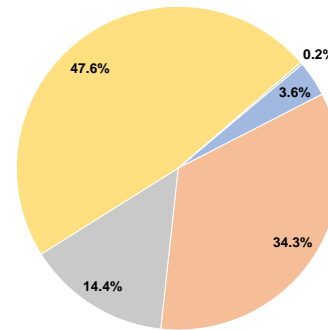
Sources of Operating Funds Expended

Fare Revenues	\$15,897	3.6%
Local Funds	\$153,082	34.3%
State Funds	\$64,111	14.4%
Federal Assistance	\$212,464	47.6%
Other Funds	\$1,000	0.2%
Total Operating Funds Expended	\$446,554	100.0%

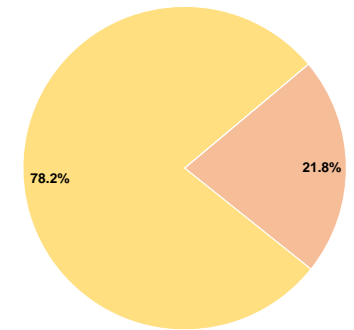
Sources of Capital Funds Expended

Fare Revenues	\$0	0.0%
Local Funds	\$23,778	21.8%
State Funds	\$0	0.0%
Federal Assistance	\$85,058	78.2%
Other Funds	\$0	0.0%
Total Capital Funds Expended	\$108,836	100.0%

Operating Funding Sources



Capital Funding Sources



Modal Characteristics

Operation Characteristics

Vehicles Operated at Maximum Service

Mode	Directly Operated	Purchased Transportation	Operating Expenses	Fare Revenues	Uses of Capital Funds	Annual Unlinked Trips	Annual Vehicle Revenue Miles	Annual Vehicle Revenue Hours
Demand Response	5	-	\$446,554	\$15,897	\$108,836	18,020	161,621	7,881
Total	5	-	\$446,554	\$15,897	\$108,836	18,020	161,621	7,881

Performance Measures

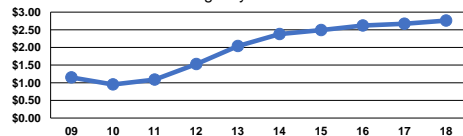
Service Efficiency

Mode	Operating Expenses per Vehicle Revenue Mile	Operating Expenses per Vehicle Revenue Hour
Demand Response	\$2.76	\$56.66
Total	\$2.76	\$56.66

Service Effectiveness

Mode	Operating Expenses per Unlinked Passenger Trip	Unlinked Trips per Vehicle Revenue Mile	Unlinked Trips per Vehicle Revenue Hour
Demand Response	\$24.78	0.1	2.3
Total	\$24.78	0.1	2.3

Operating Expense per Vehicle Revenue Mile: Agency Total



Unlinked Passenger Trips per Vehicle Revenue Mile: Agency Total

