

# DeKalb County Council on Aging

## 2018 Annual Agency Profile

### General Information

#### Service Consumption

27,768 Annual Unlinked Trips (UPT)

#### Service Supplied

270,807 Annual Vehicle Revenue Miles (VRM)  
 18,869 Annual Vehicle Revenue Hours (VRH)

#### Summary of Operating Expenses (OE)

\$572,221 Total Operating Expenses

#### Database Information

NTDID: 5R02-50330

Reporter Type: Rural General Public Transit

### Financial Information

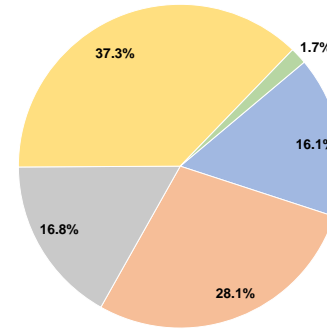
#### Sources of Operating Funds Expended

Fare Revenues	\$92,318	16.1%
Local Funds	\$161,017	28.1%
State Funds	\$95,902	16.8%
Federal Assistance	\$213,411	37.3%
Other Funds	\$9,573	1.7%
<b>Total Operating Funds Expended</b>	<b>\$572,221</b>	<b>100.0%</b>

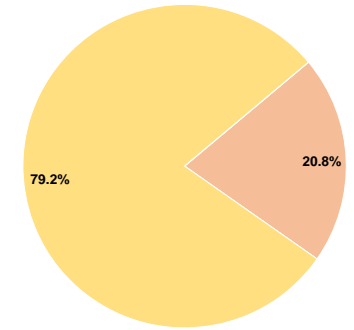
#### Sources of Capital Funds Expended

Fare Revenues	\$0	0.0%
Local Funds	\$17,439	20.8%
State Funds	\$0	0.0%
Federal Assistance	\$66,230	79.2%
Other Funds	\$0	0.0%
<b>Total Capital Funds Expended</b>	<b>\$83,669</b>	<b>100.0%</b>

#### Operating Funding Sources



#### Capital Funding Sources



### Modal Characteristics

#### Operation Characteristics

#### Vehicles Operated at Maximum Service

Mode	Directly Operated	Purchased Transportation	Operating Expenses	Fare Revenues	Uses of Capital Funds	Annual Unlinked Trips	Annual Vehicle Revenue Miles	Annual Vehicle Revenue Hours
Demand Response	10	-	\$572,221	\$92,318	\$83,669	27,768	270,807	18,869
<b>Total</b>	<b>10</b>	<b>-</b>	<b>\$572,221</b>	<b>\$92,318</b>	<b>\$83,669</b>	<b>27,768</b>	<b>270,807</b>	<b>18,869</b>

#### Performance Measures

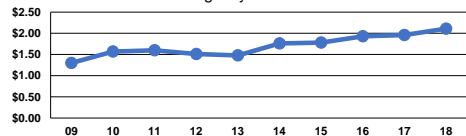
#### Service Efficiency

Mode	Operating Expenses per Vehicle Revenue Mile	Operating Expenses per Vehicle Revenue Hour
Demand Response	\$2.11	\$30.33
<b>Total</b>	<b>\$2.11</b>	<b>\$30.33</b>

#### Service Effectiveness

Mode	Operating Expenses per Unlinked Passenger Trip	Unlinked Trips per Vehicle Revenue Mile	Unlinked Trips per Vehicle Revenue Hour
Demand Response	\$20.61	0.1	1.5
<b>Total</b>	<b>\$20.61</b>	<b>0.1</b>	<b>1.5</b>

Operating Expense per Vehicle Revenue Mile: Agency Total



Unlinked Passenger Trips per Vehicle Revenue Mile: Agency Total

