

Union County Transit

2018 Annual Agency Profile

615 W. High St.
P.O. Box 333
LIBERTY, IN 47353

General Information

Service Consumption

30,461 Annual Unlinked Trips (UPT)

Service Supplied

265,741 Annual Vehicle Revenue Miles (VRM)

17,326 Annual Vehicle Revenue Hours (VRH)

Summary of Operating Expenses (OE)

\$508,214 Total Operating Expenses

Database Information

NTDID: 5R02-50387

Reporter Type: Rural General Public Transit

Financial Information

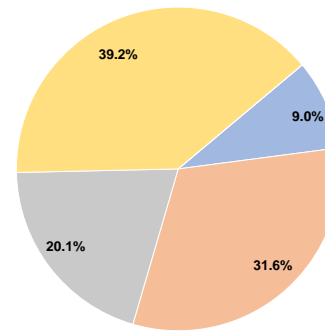
Sources of Operating Funds Expended

Fare Revenues	\$45,890	9.0%
Local Funds	\$160,625	31.6%
State Funds	\$102,279	20.1%
Federal Assistance	\$199,420	39.2%
Other Funds	\$0	0.0%
Total Operating Funds Expended	\$508,214	100.0%

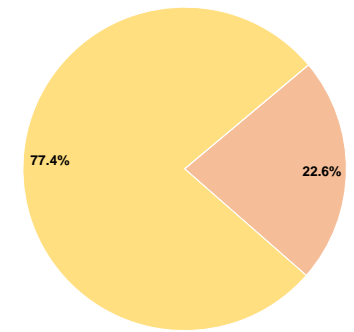
Sources of Capital Funds Expended

Fare Revenues	\$0	0.0%
Local Funds	\$38,632	22.6%
State Funds	\$0	0.0%
Federal Assistance	\$132,592	77.4%
Other Funds	\$0	0.0%
Total Capital Funds Expended	\$171,224	100.0%

Operating Funding Sources



Capital Funding Sources



Modal Characteristics

Operation Characteristics

Vehicles Operated at Maximum Service

Mode	Directly Operated	Purchased Transportation	Operating Expenses	Fare Revenues	Uses of Capital Funds	Annual Unlinked Trips	Annual Vehicle Revenue Miles	Annual Vehicle Revenue Hours
Demand Response	8	-	\$508,214	\$45,890	\$171,224	30,461	265,741	17,326
Total	8	-	\$508,214	\$45,890	\$171,224	30,461	265,741	17,326

Performance Measures

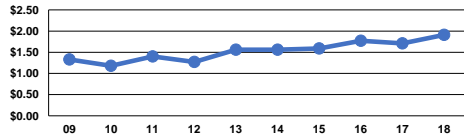
Service Efficiency

Mode	Operating Expenses per Vehicle Revenue Mile	Operating Expenses per Vehicle Revenue Hour
Demand Response	\$1.91	\$29.33
Total	\$1.91	\$29.33

Service Effectiveness

Mode	Operating Expenses per Unlinked Passenger Trip	Unlinked Trips per Vehicle Revenue Mile	Unlinked Trips per Vehicle Revenue Hour
Demand Response	\$16.68	0.1	1.8
Total	\$16.68	0.1	1.8

Operating Expense per Vehicle Revenue Mile: Agency Total



Unlinked Passenger Trips per Vehicle Revenue Mile: Agency Total

