

General Information

Service Consumption

82,850 Annual Unlinked Trips (UPT)

Service Supplied

279,819 Annual Vehicle Revenue Miles (VRM)
19,002 Annual Vehicle Revenue Hours (VRH)

Summary of Operating Expenses (OE)

\$769,008 Total Operating Expenses

Database Information

NTDID: 5R02-50392
Reporter Type: Rural General Public Transit

Financial Information

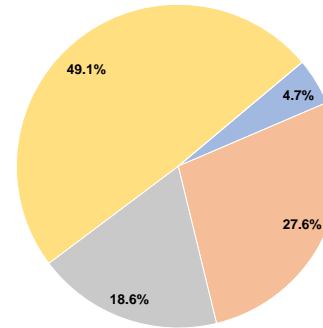
Sources of Operating Funds Expended

Fare Revenues	\$35,921	4.7%
Local Funds	\$212,517	27.6%
State Funds	\$142,704	18.6%
Federal Assistance	\$377,866	49.1%
Other Funds	\$0	0.0%
Total Operating Funds Expended	\$769,008	100.0%

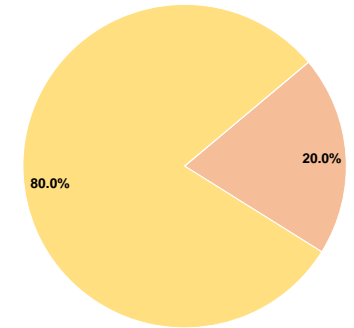
Sources of Capital Funds Expended

Fare Revenues	\$0	0.0%
Local Funds	\$21,045	20.0%
State Funds	\$0	0.0%
Federal Assistance	\$84,177	80.0%
Other Funds	\$0	0.0%
Total Capital Funds Expended	\$105,222	100.0%

Operating Funding Sources



Capital Funding Sources



Modal Characteristics

Operation Characteristics

Vehicles Operated at Maximum Service

Mode	Directly Operated	Purchased Transportation	Operating Expenses	Fare Revenues	Uses of Capital Funds	Annual Unlinked Trips	Annual Vehicle Revenue Miles	Annual Vehicle Revenue Hours
Demand Response	10	-	\$769,008	\$35,921	\$105,222	82,850	279,819	19,002
Total	10	-	\$769,008	\$35,921	\$105,222	82,850	279,819	19,002

Performance Measures

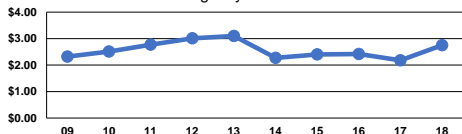
Service Efficiency

Mode	Operating Expenses per Vehicle Revenue Mile	Operating Expenses per Vehicle Revenue Hour
Demand Response	\$2.75	\$40.47
Total	\$2.75	\$40.47

Service Effectiveness

Mode	Operating Expenses per Unlinked Passenger Trip	Unlinked Trips per Vehicle Revenue Mile	Unlinked Trips per Vehicle Revenue Hour
Demand Response	\$9.28	0.3	4.4
Total	\$9.28	0.3	4.4

Operating Expense per Vehicle Revenue Mile: Agency Total



Unlinked Passenger Trips per Vehicle Revenue Mile: Agency Total

