

# Y Miami Go

## 2018 Annual Agency Profile

### General Information

#### Service Consumption

48,626 Annual Unlinked Trips (UPT)

#### Service Supplied

287,995 Annual Vehicle Revenue Miles (VRM)  
19,948 Annual Vehicle Revenue Hours (VRH)

#### Summary of Operating Expenses (OE)

\$523,112 Total Operating Expenses

#### Database Information

NTDID: 5R02-50454

Reporter Type: Rural General Public Transit

### Financial Information

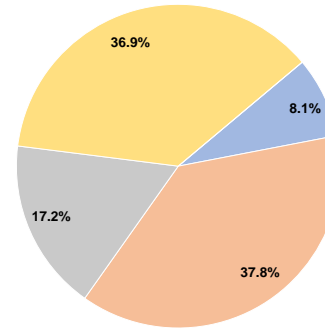
#### Sources of Operating Funds Expended

Fare Revenues	\$42,281	8.1%
Local Funds	\$197,906	37.8%
State Funds	\$89,934	17.2%
Federal Assistance	\$192,991	36.9%
Other Funds	\$0	0.0%
<b>Total Operating Funds Expended</b>	<b>\$523,112</b>	<b>100.0%</b>

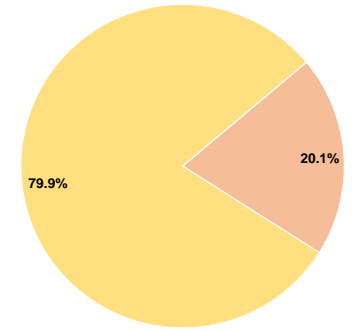
#### Sources of Capital Funds Expended

Fare Revenues	\$0	0.0%
Local Funds	\$11,764	20.1%
State Funds	\$0	0.0%
Federal Assistance	\$46,780	79.9%
Other Funds	\$0	0.0%
<b>Total Capital Funds Expended</b>	<b>\$58,544</b>	<b>100.0%</b>

#### Operating Funding Sources



#### Capital Funding Sources



### Modal Characteristics

#### Operation Characteristics

##### Vehicles Operated at Maximum Service

Mode	Directly Operated	Purchased Transportation	Operating Expenses	Fare Revenues	Uses of Capital Funds	Annual Unlinked Trips	Annual Vehicle Revenue Miles	Annual Vehicle Revenue Hours
Demand Response	10	-	\$523,112	\$42,281	\$58,544	48,626	287,995	19,948
<b>Total</b>	<b>10</b>	<b>-</b>	<b>\$523,112</b>	<b>\$42,281</b>	<b>\$58,544</b>	<b>48,626</b>	<b>287,995</b>	<b>19,948</b>

#### Performance Measures

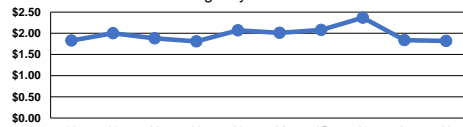
##### Service Efficiency

Mode	Operating Expenses per Vehicle Revenue Mile	Operating Expenses per Vehicle Revenue Hour
Demand Response	\$1.82	\$26.22
<b>Total</b>	<b>\$1.82</b>	<b>\$26.22</b>

##### Service Effectiveness

Mode	Operating Expenses per Unlinked Passenger Trip	Unlinked Trips per Vehicle Revenue Mile	Unlinked Trips per Vehicle Revenue Hour
Demand Response	\$10.76	0.2	2.4
<b>Total</b>	<b>\$10.76</b>	<b>0.2</b>	<b>2.4</b>

Operating Expense per Vehicle Revenue Mile:  
Agency Total



Unlinked Passenger Trips per Vehicle Revenue  
Mile: Agency Total

