

# City of Marion

## 2018 Annual Agency Profile

### General Information

#### Service Consumption

272,096 Annual Unlinked Trips (UPT)

#### Service Supplied

218,810 Annual Vehicle Revenue Miles (VRM)  
14,423 Annual Vehicle Revenue Hours (VRH)

#### Summary of Operating Expenses (OE)

\$1,291,888 Total Operating Expenses

#### Database Information

NTDID: 5R02-50485

Reporter Type: Rural General Public Transit

### Financial Information

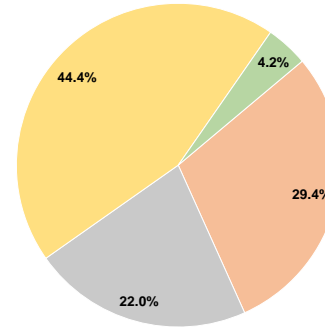
#### Sources of Operating Funds Expended

Fare Revenues	\$0	0.0%
Local Funds	\$379,564	29.4%
State Funds	\$283,878	22.0%
Federal Assistance	\$573,887	44.4%
Other Funds	\$54,559	4.2%
<b>Total Operating Funds Expended</b>	<b>\$1,291,888</b>	<b>100.0%</b>

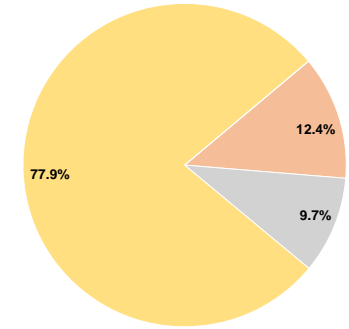
#### Sources of Capital Funds Expended

Fare Revenues	\$0	0.0%
Local Funds	\$7,650	12.4%
State Funds	\$5,999	9.7%
Federal Assistance	\$48,000	77.9%
Other Funds	\$0	0.0%
<b>Total Capital Funds Expended</b>	<b>\$61,649</b>	<b>100.0%</b>

#### Operating Funding Sources



#### Capital Funding Sources



### Modal Characteristics

#### Operation Characteristics

#### Vehicles Operated at Maximum Service

Mode	Directly Operated	Purchased Transportation	Operating Expenses	Fare Revenues	Uses of Capital Funds	Annual Unlinked Trips	Annual Vehicle Revenue Miles	Annual Vehicle Revenue Hours
Bus	6	-	\$1,291,888	\$0	\$61,649	272,096	218,810	14,423
<b>Total</b>	<b>6</b>	<b>-</b>	<b>\$1,291,888</b>	<b>\$0</b>	<b>\$61,649</b>	<b>272,096</b>	<b>218,810</b>	<b>14,423</b>

#### Performance Measures

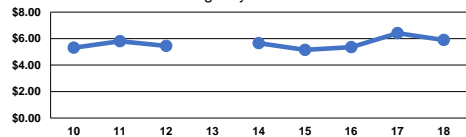
#### Service Efficiency

Mode	Operating Expenses per Vehicle Revenue Mile	Operating Expenses per Vehicle Revenue Hour
Bus	\$5.90	\$89.57
<b>Total</b>	<b>\$5.90</b>	<b>\$89.57</b>

#### Service Effectiveness

Mode	Operating Expenses per Unlinked Passenger Trip	Unlinked Trips per Vehicle Revenue Mile	Unlinked Trips per Vehicle Revenue Hour
Bus	\$4.75	1.2	18.9
<b>Total</b>	<b>\$4.75</b>	<b>1.2</b>	<b>18.9</b>

Operating Expense per Vehicle Revenue Mile: Agency Total



Unlinked Passenger Trips per Vehicle Revenue Mile: Agency Total

