

# Clinton County Commissioners

## 2018 Annual Agency Profile

### General Information

#### Service Consumption

41,625 Annual Unlinked Trips (UPT)

#### Service Supplied

110,233 Annual Vehicle Revenue Miles (VRM)  
17,030 Annual Vehicle Revenue Hours (VRH)

#### Summary of Operating Expenses (OE)

\$436,827 Total Operating Expenses

#### Database Information

NTDID: 5R02-50499

Reporter Type: Rural General Public Transit

### Financial Information

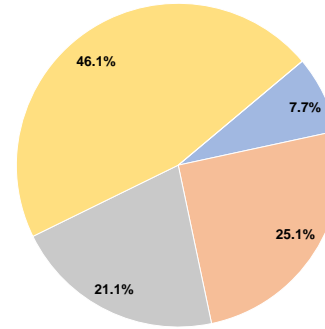
#### Sources of Operating Funds Expended

Fare Revenues	\$33,746	7.7%
Local Funds	\$109,567	25.1%
State Funds	\$91,974	21.1%
Federal Assistance	\$201,540	46.1%
Other Funds	\$0	0.0%
<b>Total Operating Funds Expended</b>	<b>\$436,827</b>	<b>100.0%</b>

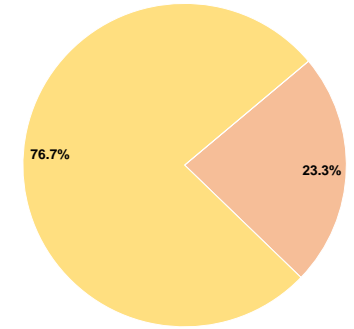
#### Sources of Capital Funds Expended

Fare Revenues	\$0	0.0%
Local Funds	\$31,654	23.3%
State Funds	\$0	0.0%
Federal Assistance	\$104,000	76.7%
Other Funds	\$0	0.0%
<b>Total Capital Funds Expended</b>	<b>\$135,654</b>	<b>100.0%</b>

#### Operating Funding Sources



#### Capital Funding Sources



### Modal Characteristics

#### Operation Characteristics

#### Vehicles Operated at Maximum Service

Mode	Directly Operated	Purchased Transportation	Operating Expenses	Fare Revenues	Uses of Capital Funds	Annual Unlinked Trips	Annual Vehicle Revenue Miles	Annual Vehicle Revenue Hours
Demand Response	8	-	\$436,827	\$33,746	\$135,654	41,625	110,233	17,030
<b>Total</b>	<b>8</b>	<b>-</b>	<b>\$436,827</b>	<b>\$33,746</b>	<b>\$135,654</b>	<b>41,625</b>	<b>110,233</b>	<b>17,030</b>

#### Performance Measures

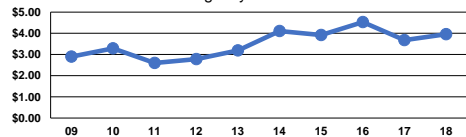
#### Service Efficiency

Mode	Operating Expenses per Vehicle Revenue Mile	Operating Expenses per Vehicle Revenue Hour
Demand Response	\$3.96	\$25.65
<b>Total</b>	<b>\$3.96</b>	<b>\$25.65</b>

#### Service Effectiveness

Mode	Operating Expenses per Unlinked Passenger Trip	Unlinked Trips per Vehicle Revenue Mile	Unlinked Trips per Vehicle Revenue Hour
Demand Response	\$10.49	0.4	2.4
<b>Total</b>	<b>\$10.49</b>	<b>0.4</b>	<b>2.4</b>

Operating Expense per Vehicle Revenue Mile: Agency Total



Unlinked Passenger Trips per Vehicle Revenue Mile: Agency Total

