

Eastern Upper Peninsula Transportation Authority

2018 Annual Agency Profile

General Information

Service Consumption

857,720 Annual Unlinked Trips (UPT)

Service Supplied

294,274 Annual Vehicle Revenue Miles (VRM)
 33,760 Annual Vehicle Revenue Hours (VRH)

Summary of Operating Expenses (OE)

\$3,478,147 Total Operating Expenses

Database Information

NTDID: 5R03-50241

Reporter Type: Rural General Public Transit

Financial Information

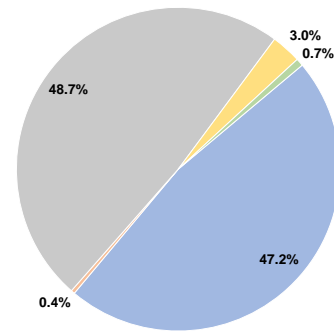
Sources of Operating Funds Expended

Fare Revenues	\$1,642,051	47.2%
Local Funds	\$13,124	0.4%
State Funds	\$1,693,018	48.7%
Federal Assistance	\$103,991	3.0%
Other Funds	\$25,963	0.7%
Total Operating Funds Expended	\$3,478,147	100.0%

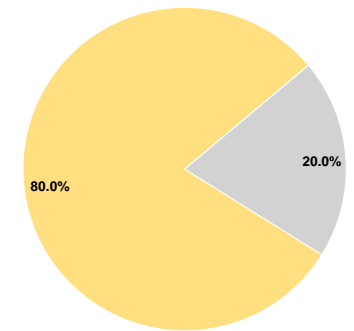
Sources of Capital Funds Expended

Fare Revenues	\$0	0.0%
Local Funds	\$0	0.0%
State Funds	\$1,938	20.0%
Federal Assistance	\$7,751	80.0%
Other Funds	\$0	0.0%
Total Capital Funds Expended	\$9,689	100.0%

Operating Funding Sources



Capital Funding Sources



Modal Characteristics

Operation Characteristics

Vehicles Operated at Maximum Service

Mode	Directly Operated	Purchased Transportation	Operating Expenses	Fare Revenues	Uses of Capital Funds	Annual Unlinked Trips	Annual Vehicle Revenue Miles	Annual Vehicle Revenue Hours
Demand Response	3	-	\$85,195	\$28,134	\$9,689	4,954	63,769	4,678
Ferryboat	3	-	\$2,992,539	\$1,496,270	\$0	817,824	29,864	18,988
Bus	5	-	\$400,413	\$117,647	\$0	34,942	200,641	10,094
Total	11	-	\$3,478,147	\$1,642,051	\$9,689	857,720	294,274	33,760

Performance Measures

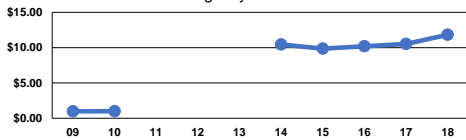
Service Efficiency

Mode	Operating Expenses per Vehicle Revenue Mile	Operating Expenses per Vehicle Revenue Hour
Demand Response	\$1.34	\$18.21
Ferryboat	\$100.21	\$157.60
Bus	\$2.00	\$39.67
Total	\$11.82	\$103.03

Service Effectiveness

Mode	Operating Expenses per Unlinked Passenger Trip	Unlinked Trips per Vehicle Revenue Mile	Unlinked Trips per Vehicle Revenue Hour
Demand Response	\$17.20	0.1	1.1
Ferryboat	\$3.66	27.4	43.1
Bus	\$11.46	0.2	3.5
Total	\$4.06	2.9	25.4

Operating Expense per Vehicle Revenue Mile: Agency Total



Unlinked Passenger Trips per Vehicle Revenue Mile: Agency Total

