

Antrim County Transportation

2018 Annual Agency Profile

General Information

Service Consumption

35,407 Annual Unlinked Trips (UPT)

Service Supplied

264,598 Annual Vehicle Revenue Miles (VRM)
13,138 Annual Vehicle Revenue Hours (VRH)

Summary of Operating Expenses (OE)

\$856,310 Total Operating Expenses

Database Information

NTDID: 5R03-50452

Reporter Type: Rural General Public Transit

Financial Information

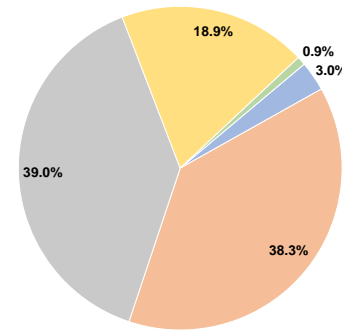
Sources of Operating Funds Expended

Fare Revenues	\$25,517	3.0%
Local Funds	\$327,677	38.3%
State Funds	\$334,178	39.0%
Federal Assistance	\$161,527	18.9%
Other Funds	\$7,411	0.9%
Total Operating Funds Expended	\$856,310	100.0%

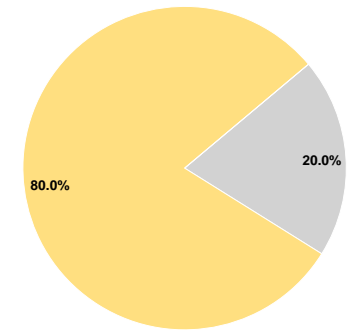
Sources of Capital Funds Expended

Fare Revenues	\$0	0.0%
Local Funds	\$0	0.0%
State Funds	\$21,928	20.0%
Federal Assistance	\$87,714	80.0%
Other Funds	\$0	0.0%
Total Capital Funds Expended	\$109,642	100.0%

Operating Funding Sources



Capital Funding Sources



Modal Characteristics

Operation Characteristics

Vehicles Operated at Maximum Service

Mode	Directly Operated	Purchased Transportation	Operating Expenses	Fare Revenues	Uses of Capital Funds	Annual Unlinked Trips	Annual Vehicle Revenue Miles	Annual Vehicle Revenue Hours
Demand Response	15	-	\$856,310	\$25,517	\$109,642	35,407	264,598	13,138
Total	15	-	\$856,310	\$25,517	\$109,642	35,407	264,598	13,138

Performance Measures

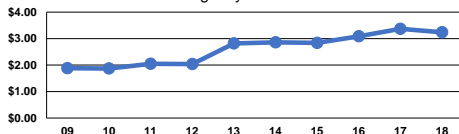
Service Efficiency

Mode	Operating Expenses per Vehicle Revenue Mile	Operating Expenses per Vehicle Revenue Hour
Demand Response	\$3.24	\$65.18
Total	\$3.24	\$65.18

Service Effectiveness

Mode	Operating Expenses per Unlinked Passenger Trip	Unlinked Trips per Vehicle Revenue Mile	Unlinked Trips per Vehicle Revenue Hour
Demand Response	\$24.18	0.1	2.7
Total	\$24.18	0.1	2.7

Operating Expense per Vehicle Revenue Mile:
Agency Total



Unlinked Passenger Trips per Vehicle Revenue
Mile: Agency Total

