

# Trailblazer Joint Powers Board

## 2018 Annual Agency Profile

### General Information

#### Service Consumption

254,488 Annual Unlinked Trips (UPT)

#### Service Supplied

1,307,289 Annual Vehicle Revenue Miles (VRM)  
 53,644 Annual Vehicle Revenue Hours (VRH)

#### Summary of Operating Expenses (OE)

\$4,576,615 Total Operating Expenses

#### Database Information

NTDID: 5R04-50394  
 Reporter Type: Rural General Public Transit

### Financial Information

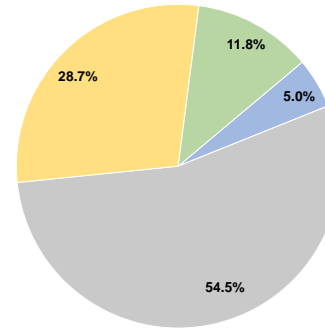
#### Sources of Operating Funds Expended

Fare Revenues	\$230,195	5.0%
Local Funds	\$0	0.0%
State Funds	\$2,492,988	54.5%
Federal Assistance	\$1,311,412	28.7%
Other Funds	\$542,020	11.8%
<b>Total Operating Funds Expended</b>	<b>\$4,576,615</b>	<b>100.0%</b>

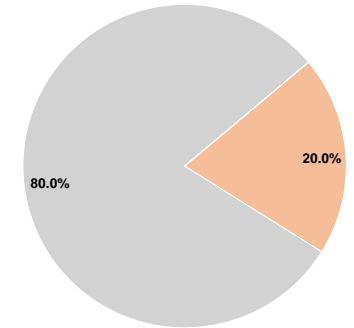
#### Sources of Capital Funds Expended

Fare Revenues	\$0	0.0%
Local Funds	\$31,522	20.0%
State Funds	\$126,089	80.0%
Federal Assistance	\$0	0.0%
Other Funds	\$0	0.0%
<b>Total Capital Funds Expended</b>	<b>\$157,611</b>	<b>100.0%</b>

#### Operating Funding Sources



#### Capital Funding Sources



### Modal Characteristics

#### Operation Characteristics

#### Vehicles Operated at Maximum Service

Mode	Directly Operated	Purchased Transportation	Operating Expenses	Fare Revenues	Uses of Capital Funds	Annual Unlinked Trips	Annual Vehicle Revenue Miles	Annual Vehicle Revenue Hours
Demand Response	32	-	\$4,576,615	\$230,195	\$157,611	254,488	1,307,289	53,644
<b>Total</b>	<b>32</b>	<b>-</b>	<b>\$4,576,615</b>	<b>\$230,195</b>	<b>\$157,611</b>	<b>254,488</b>	<b>1,307,289</b>	<b>53,644</b>

#### Performance Measures

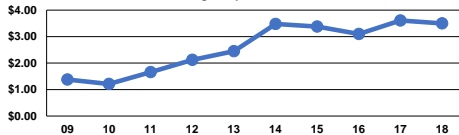
#### Service Efficiency

Mode	Operating Expenses per Vehicle Revenue Mile	Operating Expenses per Vehicle Revenue Hour
Demand Response	\$3.50	\$85.31
<b>Total</b>	<b>\$3.50</b>	<b>\$85.31</b>

#### Service Effectiveness

Mode	Operating Expenses per Unlinked Passenger Trip	Unlinked Trips per Vehicle Revenue Mile	Unlinked Trips per Vehicle Revenue Hour
Demand Response	\$17.98	0.2	4.7
<b>Total</b>	<b>\$17.98</b>	<b>0.2</b>	<b>4.7</b>

Operating Expense per Vehicle Revenue Mile: Agency Total



Unlinked Passenger Trips per Vehicle Revenue Mile: Agency Total

