

Central Community Transit

2018 Annual Agency Profile

<http://www.cctbus.org>
 1320 22nd Street SW
 P.O. Box 186
 Wilmar, MN 56201-0186

General Information

Service Consumption

234,334 Annual Unlinked Trips (UPT)

Service Supplied

781,271 Annual Vehicle Revenue Miles (VRM)
 52,336 Annual Vehicle Revenue Hours (VRH)

Summary of Operating Expenses (OE)

\$2,914,913 Total Operating Expenses

Database Information

NTDID: 5R04-55314
 Reporter Type: Rural General Public Transit

Financial Information

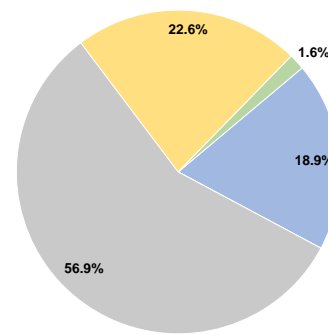
Sources of Operating Funds Expended

Fare Revenues	\$551,534	18.9%
Local Funds	\$0	0.0%
State Funds	\$1,658,802	56.9%
Federal Assistance	\$658,263	22.6%
Other Funds	\$46,314	1.6%
Total Operating Funds Expended	\$2,914,913	100.0%

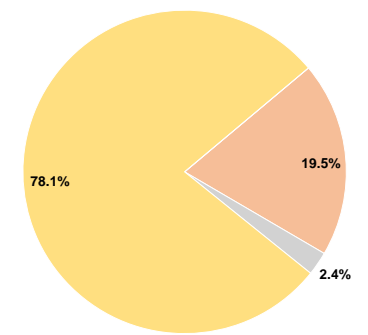
Sources of Capital Funds Expended

Fare Revenues	\$0	0.0%
Local Funds	\$47,912	19.5%
State Funds	\$5,821	2.4%
Federal Assistance	\$191,650	78.1%
Other Funds	\$0	0.0%
Total Capital Funds Expended	\$245,383	100.0%

Operating Funding Sources



Capital Funding Sources



Modal Characteristics

Operation Characteristics

Vehicles Operated at Maximum Service

Mode	Directly Operated	Purchased Transportation	Operating Expenses	Fare Revenues	Uses of Capital Funds	Annual Unlinked Trips	Annual Vehicle Revenue Miles	Annual Vehicle Revenue Hours
Demand Response	29	-	\$2,411,298	\$479,834	\$245,383	198,576	627,786	41,651
Bus	5	-	\$503,615	\$71,700	\$0	35,758	153,485	10,685
Total	34	-	\$2,914,913	\$551,534	\$245,383	234,334	781,271	52,336

Performance Measures

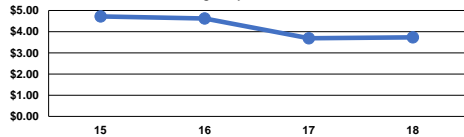
Service Efficiency

Mode	Operating Expenses per Vehicle Revenue Mile	Operating Expenses per Vehicle Revenue Hour
Demand Response	\$3.84	\$57.89
Bus	\$3.28	\$47.13
Total	\$3.73	\$55.70

Service Effectiveness

Mode	Operating Expenses per Unlinked Passenger Trip	Unlinked Trips per Vehicle Revenue Mile	Unlinked Trips per Vehicle Revenue Hour
Demand Response	\$12.14	0.3	4.8
Bus	\$14.08	0.2	3.3
Total	\$12.44	0.3	4.5

Operating Expense per Vehicle Revenue Mile: Agency Total



Unlinked Passenger Trips per Vehicle Revenue Mile: Agency Total

