

# Carroll County Transit

2018 Annual Agency Profile

<https://carrollcountyohio.us/agencies-and-departments/carroll-co>

1182 Roswell Road, S.W.

P.O. Box 185

Carrollton, OH 44615

## General Information

### Service Consumption

22,159 Annual Unlinked Trips (UPT)

### Service Supplied

274,095 Annual Vehicle Revenue Miles (VRM)

10,260 Annual Vehicle Revenue Hours (VRH)

### Summary of Operating Expenses (OE)

\$667,093 Total Operating Expenses

### Database Information

NTDID: 5R05-50255

Reporter Type: Rural General Public Transit

## Financial Information

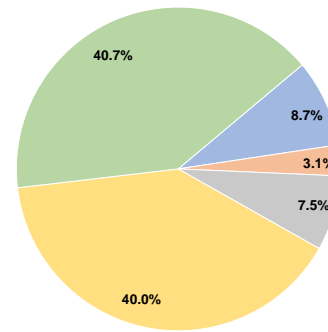
### Sources of Operating Funds Expended

Fare Revenues	\$58,262	8.7%
Local Funds	\$20,453	3.1%
State Funds	\$50,000	7.5%
Federal Assistance	\$266,540	40.0%
Other Funds	\$271,838	40.7%
<b>Total Operating Funds Expended</b>	<b>\$667,093</b>	<b>100.0%</b>

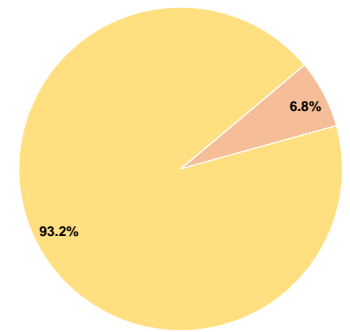
### Sources of Capital Funds Expended

Fare Revenues	\$0	0.0%
Local Funds	\$12,588	6.8%
State Funds	\$0	0.0%
Federal Assistance	\$172,262	93.2%
Other Funds	\$0	0.0%
<b>Total Capital Funds Expended</b>	<b>\$184,850</b>	<b>100.0%</b>

### Operating Funding Sources



### Capital Funding Sources



## Modal Characteristics

### Operation Characteristics

#### Vehicles Operated at Maximum Service

Mode	Directly Operated	Purchased Transportation	Operating Expenses	Fare Revenues	Uses of Capital Funds	Annual Unlinked Trips	Annual Vehicle Revenue Miles	Annual Vehicle Revenue Hours
Demand Response	12	-	\$667,093	\$58,262	\$184,850	22,159	274,095	10,260
<b>Total</b>	<b>12</b>	<b>-</b>	<b>\$667,093</b>	<b>\$58,262</b>	<b>\$184,850</b>	<b>22,159</b>	<b>274,095</b>	<b>10,260</b>

### Performance Measures

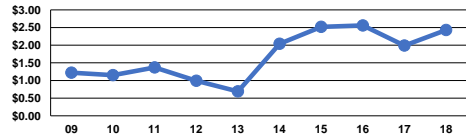
#### Service Efficiency

Mode	Operating Expenses per Vehicle Revenue Mile	Operating Expenses per Vehicle Revenue Hour
Demand Response	\$2.43	\$65.02
<b>Total</b>	<b>\$2.43</b>	<b>\$65.02</b>

#### Service Effectiveness

Mode	Operating Expenses per Unlinked Passenger Trip	Unlinked Trips per Vehicle Revenue Mile	Unlinked Trips per Vehicle Revenue Hour
Demand Response	\$30.10	0.1	2.2
<b>Total</b>	<b>\$30.10</b>	<b>0.1</b>	<b>2.2</b>

Operating Expense per Vehicle Revenue Mile: Agency Total



Unlinked Passenger Trips per Vehicle Revenue Mile: Agency Total

