

# Bowling Green Transit

## 2018 Annual Agency Profile

### General Information

#### Service Consumption

33,342 Annual Unlinked Trips (UPT)

#### Service Supplied

122,696 Annual Vehicle Revenue Miles (VRM)  
6,612 Annual Vehicle Revenue Hours (VRH)

#### Summary of Operating Expenses (OE)

\$566,288 Total Operating Expenses

#### Database Information

NTDID: 5R05-50292

Reporter Type: Rural General Public Transit

### Financial Information

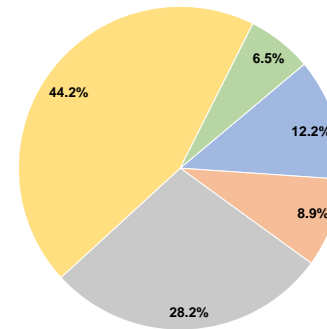
#### Sources of Operating Funds Expended

Fare Revenues	\$69,080	12.2%
Local Funds	\$50,412	8.9%
State Funds	\$159,682	28.2%
Federal Assistance	\$250,447	44.2%
Other Funds	\$36,667	6.5%
<b>Total Operating Funds Expended</b>	<b>\$566,288</b>	<b>100.0%</b>

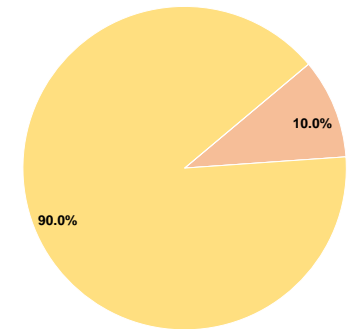
#### Sources of Capital Funds Expended

Fare Revenues	\$0	0.0%
Local Funds	\$3,672	10.0%
State Funds	\$0	0.0%
Federal Assistance	\$33,047	90.0%
Other Funds	\$0	0.0%
<b>Total Capital Funds Expended</b>	<b>\$36,719</b>	<b>100.0%</b>

#### Operating Funding Sources



#### Capital Funding Sources



### Modal Characteristics

#### Operation Characteristics

#### Vehicles Operated at Maximum Service

Mode	Directly Operated	Purchased Transportation	Operating Expenses	Fare Revenues	Uses of Capital Funds	Annual Unlinked Trips	Annual Vehicle Revenue Miles	Annual Vehicle Revenue Hours
Demand Response	7	-	\$566,288	\$69,080	\$36,719	33,342	122,696	6,612
<b>Total</b>	<b>7</b>	<b>-</b>	<b>\$566,288</b>	<b>\$69,080</b>	<b>\$36,719</b>	<b>33,342</b>	<b>122,696</b>	<b>6,612</b>

#### Performance Measures

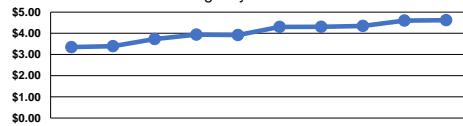
#### Service Efficiency

Mode	Operating Expenses per Vehicle Revenue Mile	Operating Expenses per Vehicle Revenue Hour
Demand Response	\$4.62	\$85.65
<b>Total</b>	<b>\$4.62</b>	<b>\$85.65</b>

#### Service Effectiveness

Mode	Operating Expenses per Unlinked Passenger Trip	Unlinked Trips per Vehicle Revenue Mile	Unlinked Trips per Vehicle Revenue Hour
Demand Response	\$16.98	0.3	5.0
<b>Total</b>	<b>\$16.98</b>	<b>0.3</b>	<b>5.0</b>

Operating Expense per Vehicle Revenue Mile: Agency Total



Unlinked Passenger Trips per Vehicle Revenue Mile: Agency Total

