

# Greenville Transit System

## 2018 Annual Agency Profile

### General Information

#### Service Consumption

51,069 Annual Unlinked Trips (UPT)

#### Service Supplied

131,181 Annual Vehicle Revenue Miles (VRM)  
 12,551 Annual Vehicle Revenue Hours (VRH)

#### Summary of Operating Expenses (OE)

\$675,308 Total Operating Expenses

#### Database Information

NTDID: 5R05-50415

Reporter Type: Rural General Public Transit

### Financial Information

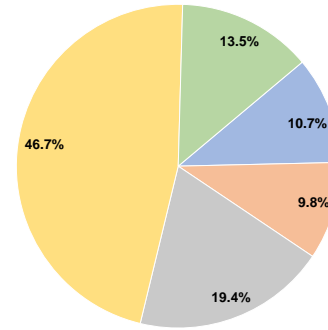
#### Sources of Operating Funds Expended

Fare Revenues	\$72,544	10.7%
Local Funds	\$66,021	9.8%
State Funds	\$130,806	19.4%
Federal Assistance	\$315,103	46.7%
Other Funds	\$90,834	13.5%
<b>Total Operating Funds Expended</b>	<b>\$675,308</b>	<b>100.0%</b>

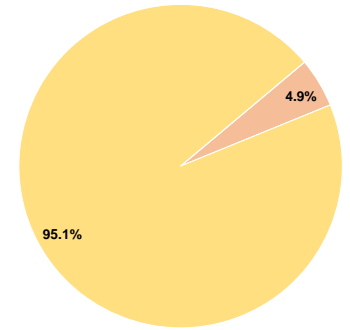
#### Sources of Capital Funds Expended

Fare Revenues	\$0	0.0%
Local Funds	\$5,942	4.9%
State Funds	\$0	0.0%
Federal Assistance	\$114,401	95.1%
Other Funds	\$0	0.0%
<b>Total Capital Funds Expended</b>	<b>\$120,343</b>	<b>100.0%</b>

#### Operating Funding Sources



#### Capital Funding Sources



### Modal Characteristics

#### Operation Characteristics

#### Vehicles Operated at Maximum Service

Mode	Directly Operated	Purchased Transportation	Operating Expenses	Fare Revenues	Uses of Capital Funds	Annual Unlinked Trips	Annual Vehicle Revenue Miles	Annual Vehicle Revenue Hours
Demand Response	8	-	\$675,308	\$72,544	\$120,343	51,069	131,181	12,551
<b>Total</b>	<b>8</b>	<b>-</b>	<b>\$675,308</b>	<b>\$72,544</b>	<b>\$120,343</b>	<b>51,069</b>	<b>131,181</b>	<b>12,551</b>

#### Performance Measures

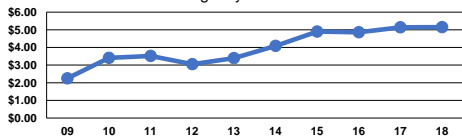
#### Service Efficiency

Mode	Operating Expenses per Vehicle Revenue Mile	Operating Expenses per Vehicle Revenue Hour
Demand Response	\$5.15	\$53.81
<b>Total</b>	<b>\$5.15</b>	<b>\$53.81</b>

#### Service Effectiveness

Mode	Operating Expenses per Unlinked Passenger Trip	Unlinked Trips per Vehicle Revenue Mile	Unlinked Trips per Vehicle Revenue Hour
Demand Response	\$13.22	0.4	4.1
<b>Total</b>	<b>\$13.22</b>	<b>0.4</b>	<b>4.1</b>

Operating Expense per Vehicle Revenue Mile: Agency Total



Unlinked Passenger Trips per Vehicle Revenue Mile: Agency Total

