

# Pike County/Community Action Transit System

2018 Annual Agency Profile

## General Information

### Service Consumption

44,204 Annual Unlinked Trips (UPT)

### Service Supplied

234,426 Annual Vehicle Revenue Miles (VRM)  
20,619 Annual Vehicle Revenue Hours (VRH)

### Summary of Operating Expenses (OE)

\$569,591 Total Operating Expenses

### Database Information

NTDID: 5R05-50464  
Reporter Type: Rural General Public Transit

## Financial Information

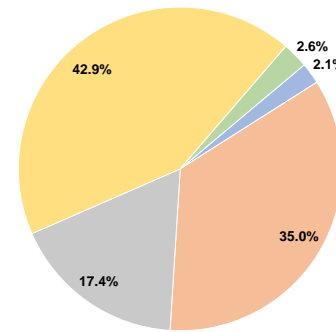
### Sources of Operating Funds Expended

Fare Revenues	\$12,032	2.1%
Local Funds	\$199,387	35.0%
State Funds	\$99,379	17.4%
Federal Assistance	\$244,143	42.9%
Other Funds	\$14,650	2.6%
<b>Total Operating Funds Expended</b>	<b>\$569,591</b>	<b>100.0%</b>

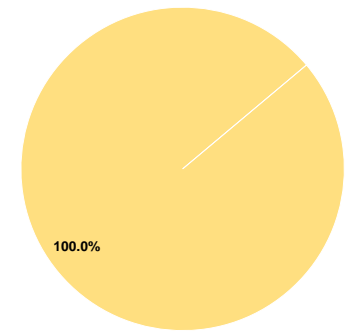
### Sources of Capital Funds Expended

Fare Revenues	\$0	0.0%
Local Funds	\$0	0.0%
State Funds	\$0	0.0%
Federal Assistance	\$62,561	100.0%
Other Funds	\$0	0.0%
<b>Total Capital Funds Expended</b>	<b>\$62,561</b>	<b>100.0%</b>

### Operating Funding Sources



### Capital Funding Sources



## Modal Characteristics

### Operation Characteristics

#### Vehicles Operated at Maximum Service

Mode	Directly Operated	Purchased Transportation	Operating Expenses	Fare Revenues	Uses of Capital Funds	Annual Unlinked Trips	Annual Vehicle Revenue Miles	Annual Vehicle Revenue Hours
Demand Response	7	-	\$381,712	\$8,947	\$62,561	24,159	198,901	11,518
Bus	2	-	\$187,879	\$3,085	\$0	20,045	35,525	9,101
<b>Total</b>	<b>9</b>	<b>-</b>	<b>\$569,591</b>	<b>\$12,032</b>	<b>\$62,561</b>	<b>44,204</b>	<b>234,426</b>	<b>20,619</b>

### Performance Measures

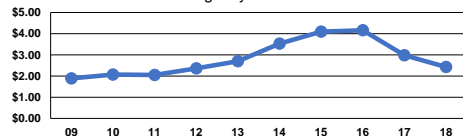
#### Service Efficiency

Mode	Operating Expenses per Vehicle Revenue Mile	Operating Expenses per Vehicle Revenue Hour
Demand Response	\$1.92	\$33.14
Bus	\$5.29	\$20.64
<b>Total</b>	<b>\$2.43</b>	<b>\$27.62</b>

#### Service Effectiveness

Mode	Operating Expenses per Unlinked Passenger Trip	Unlinked Trips per Vehicle Revenue Mile	Unlinked Trips per Vehicle Revenue Hour
Demand Response	\$15.80	0.1	2.1
Bus	\$9.37	0.6	2.2
<b>Total</b>	<b>\$12.89</b>	<b>0.2</b>	<b>2.1</b>

Operating Expense per Vehicle Revenue Mile: Agency Total



Unlinked Passenger Trips per Vehicle Revenue Mile: Agency Total

