

Columbiana County/Community Action Rural Transit System

2018 Annual Agency Profile

General Information

Service Consumption

77,562 Annual Unlinked Trips (UPT)

Service Supplied

996,426 Annual Vehicle Revenue Miles (VRM)

38,050 Annual Vehicle Revenue Hours (VRH)

Summary of Operating Expenses (OE)

\$2,193,776 Total Operating Expenses

Database Information

NTDID: 5R05-50481

Reporter Type: Rural General Public Transit

Financial Information

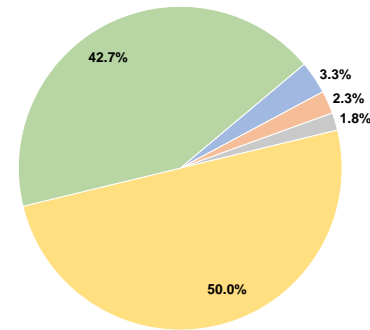
Sources of Operating Funds Expended

Fare Revenues	\$72,050	3.3%
Local Funds	\$50,240	2.3%
State Funds	\$38,536	1.8%
Federal Assistance	\$1,096,888	50.0%
Other Funds	\$936,062	42.7%
Total Operating Funds Expended	\$2,193,776	100.0%

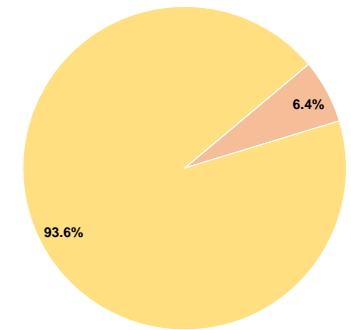
Sources of Capital Funds Expended

Fare Revenues	\$0	0.0%
Local Funds	\$21,250	6.4%
State Funds	\$0	0.0%
Federal Assistance	\$310,895	93.6%
Other Funds	\$0	0.0%
Total Capital Funds Expended	\$332,145	100.0%

Operating Funding Sources



Capital Funding Sources



Modal Characteristics

Operation Characteristics

Vehicles Operated at Maximum Service

Mode	Directly Operated	Purchased Transportation	Operating Expenses	Fare Revenues	Uses of Capital Funds	Annual Unlinked Trips	Annual Vehicle Revenue Miles	Annual Vehicle Revenue Hours
Demand Response	36	-	\$2,193,776	\$72,050	\$332,145	77,562	996,426	38,050
Total	36	-	\$2,193,776	\$72,050	\$332,145	77,562	996,426	38,050

Performance Measures

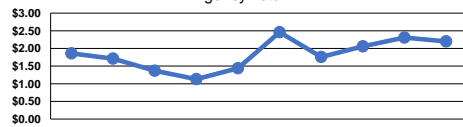
Service Efficiency

Mode	Operating Expenses per Vehicle Revenue Mile	Operating Expenses per Vehicle Revenue Hour
Demand Response	\$2.20	\$57.66
Total	\$2.20	\$57.66

Service Effectiveness

Mode	Operating Expenses per Unlinked Passenger Trip	Unlinked Trips per Vehicle Revenue Mile	Unlinked Trips per Vehicle Revenue Hour
Demand Response	\$28.28	0.1	2.0
Total	\$28.28	0.1	2.0

Operating Expense per Vehicle Revenue Mile:
Agency Total



Unlinked Passenger Trips per Vehicle Revenue
Mile: Agency Total

