

# City of Beaver Dam

## 2018 Annual Agency Profile

### General Information

#### Service Consumption

124,148 Annual Unlinked Trips (UPT)

#### Service Supplied

400,876 Annual Vehicle Revenue Miles (VRM)  
37,049 Annual Vehicle Revenue Hours (VRH)

#### Summary of Operating Expenses (OE)

\$945,860 Total Operating Expenses

#### Database Information

NTDID: 5R06-50466

Reporter Type: Rural General Public Transit

### Financial Information

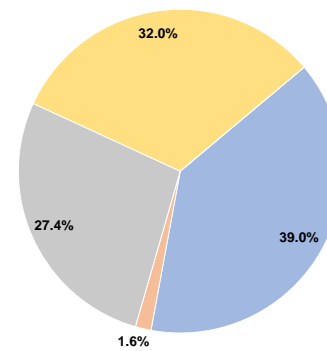
#### Sources of Operating Funds Expended

Fare Revenues	\$368,973	39.0%
Local Funds	\$14,879	1.6%
State Funds	\$259,154	27.4%
Federal Assistance	\$302,854	32.0%
Other Funds	\$0	0.0%
<b>Total Operating Funds Expended</b>	<b>\$945,860</b>	<b>100.0%</b>

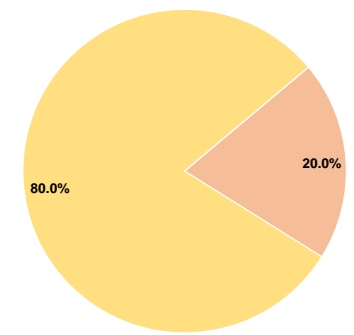
#### Sources of Capital Funds Expended

Fare Revenues	\$0	0.0%
Local Funds	\$6,268	20.0%
State Funds	\$0	0.0%
Federal Assistance	\$25,070	80.0%
Other Funds	\$0	0.0%
<b>Total Capital Funds Expended</b>	<b>\$31,338</b>	<b>100.0%</b>

#### Operating Funding Sources



#### Capital Funding Sources



### Modal Characteristics

#### Operation Characteristics

#### Vehicles Operated at Maximum Service

Mode	Directly Operated	Purchased Transportation	Operating Expenses	Fare Revenues	Uses of Capital Funds	Annual Unlinked Trips	Annual Vehicle Revenue Miles	Annual Vehicle Revenue Hours
Demand Response	-	12	\$945,860	\$368,973	\$31,338	124,148	400,876	37,049
<b>Total</b>	-	<b>12</b>	<b>\$945,860</b>	<b>\$368,973</b>	<b>\$31,338</b>	<b>124,148</b>	<b>400,876</b>	<b>37,049</b>

#### Performance Measures

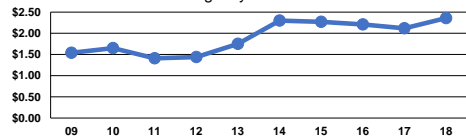
#### Service Efficiency

Mode	Operating Expenses per Vehicle Revenue Mile	Operating Expenses per Vehicle Revenue Hour
Demand Response	\$2.36	\$25.53
<b>Total</b>	<b>\$2.36</b>	<b>\$25.53</b>

#### Service Effectiveness

Mode	Operating Expenses per Unlinked Passenger Trip	Unlinked Trips per Vehicle Revenue Mile	Unlinked Trips per Vehicle Revenue Hour
Demand Response	\$7.62	0.3	3.4
<b>Total</b>	<b>\$7.62</b>	<b>0.3</b>	<b>3.4</b>

Operating Expense per Vehicle Revenue Mile: Agency Total



Unlinked Passenger Trips per Vehicle Revenue Mile: Agency Total

