

Oneida-Vilas Transit Commission dba Northwoods Transit Connections

2018 Annual Agency Profile

General Information

Service Consumption

35,132 Annual Unlinked Trips (UPT)

Service Supplied

203,864 Annual Vehicle Revenue Miles (VRM)
14,126 Annual Vehicle Revenue Hours (VRH)

Summary of Operating Expenses (OE)

\$658,613 Total Operating Expenses

Database Information

NTDID: 5R06-55319

Reporter Type: Rural General Public Transit

Financial Information

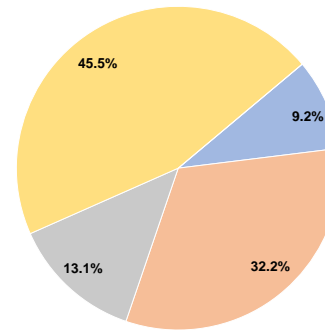
Sources of Operating Funds Expended

Fare Revenues	\$60,285	9.2%
Local Funds	\$212,065	32.2%
State Funds	\$86,494	13.1%
Federal Assistance	\$299,769	45.5%
Other Funds	\$0	0.0%
Total Operating Funds Expended	\$658,613	100.0%

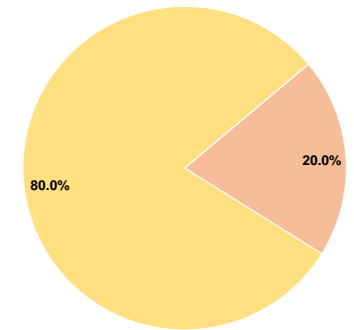
Sources of Capital Funds Expended

Fare Revenues	\$0	0.0%
Local Funds	\$30,926	20.0%
State Funds	\$0	0.0%
Federal Assistance	\$123,705	80.0%
Other Funds	\$0	0.0%
Total Capital Funds Expended	\$154,631	100.0%

Operating Funding Sources



Capital Funding Sources



Modal Characteristics

Operation Characteristics

Vehicles Operated at Maximum Service

Mode	Directly Operated	Purchased Transportation	Operating Expenses	Fare Revenues	Uses of Capital Funds	Annual Unlinked Trips	Annual Vehicle Revenue Miles	Annual Vehicle Revenue Hours
Bus	10	-	\$658,613	\$60,285	\$154,631	35,132	203,864	14,126
Total	10	-	\$658,613	\$60,285	\$154,631	35,132	203,864	14,126

Performance Measures

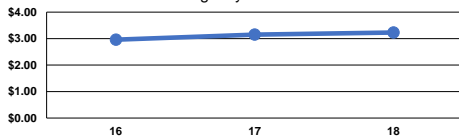
Service Efficiency

Mode	Operating Expenses per Vehicle Revenue Mile	Operating Expenses per Vehicle Revenue Hour
Bus	\$3.23	\$46.62
Total	\$3.23	\$46.62

Service Effectiveness

Mode	Operating Expenses per Unlinked Passenger Trip	Unlinked Trips per Vehicle Revenue Mile	Unlinked Trips per Vehicle Revenue Hour
Bus	\$18.75	0.2	2.5
Total	\$18.75	0.2	2.5

Operating Expense per Vehicle Revenue Mile: Agency Total



Unlinked Passenger Trips per Vehicle Revenue Mile: Agency Total

