

Choctaw Nation of Oklahoma

2018 Annual Agency Profile

General Information

Federally Recognized Tribal Statistical Areas
Choctaw OTSA, OK

Service Consumption

43,952 Annual Unlinked Trips (UPT)

Service Supplied

1,023,083 Annual Vehicle Revenue Miles (VRM)
27,130 Annual Vehicle Revenue Hours (VRH)

Database Information

NTDID: 60003
Reporter Type: Tribal Reporter

Financial Information

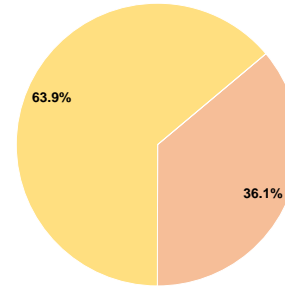
Sources of Operating Funds Expended

Fare Revenues	\$0	0.0%
Local Funds	\$589,373	36.1%
State Funds	\$0	0.0%
Federal Assistance	\$1,041,369	63.9%
Other Funds	\$0	0.0%
Total Operating Funds Expended	\$1,630,742	100.0%

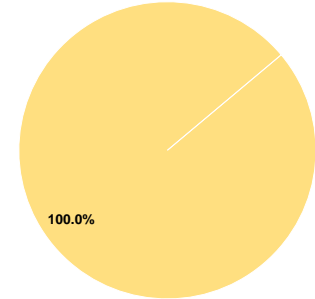
Sources of Capital Funds Expended

Fare Revenues	\$0	0.0%
Local Funds	\$0	0.0%
State Funds	\$0	0.0%
Federal Assistance	\$498,359	100.0%
Other Funds	\$0	0.0%
Total Capital Funds Expended	\$498,359	100.0%

Operating Funding Sources



Capital Funding Sources



Modal Characteristics

Operation Characteristics

Vehicles Operated at Maximum Service

Mode	Directly Operated	Purchased Transportation	Operating Expenses	Fare Revenues	Uses of Capital Funds	Annual Unlinked Trips	Annual Vehicle Revenue Miles	Annual Vehicle Revenue Hours	Average Fleet Age in Years ^a
Demand Response	25	-	\$1,630,742	\$0	\$498,359	43,952	1,023,083	27,130	3.9
Total	25	-	\$1,630,742	\$0	\$498,359	43,952	1,023,083	27,130	

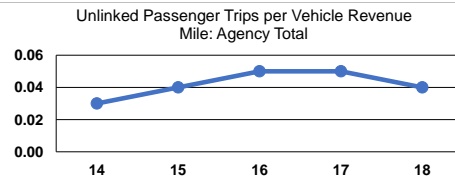
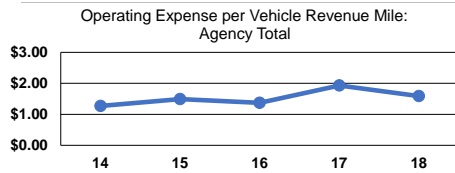
Performance Measures

Service Efficiency

Mode	Operating Expenses per Vehicle Revenue Mile	Operating Expenses per Vehicle Revenue Hour
Demand Response	\$1.59	\$60.11
Total	\$1.59	\$60.11

Service Effectiveness

Mode	Operating Expenses per Unlinked Passenger Trip	Unlinked Trips per Vehicle Revenue Mile	Unlinked Trips per Vehicle Revenue Hour
Demand Response	\$37.10	0.0	1.6
Total	\$37.10	0.0	1.6



Notes:

^aDemand Response - Taxi (DT) and non-dedicated fleets do not report fleet age data.