

River Parishes Transit Authority

2018 Annual Agency Profile

General Information

Urbanized Area (UZA) Statistics - 2010 Census

New Orleans, LA
251 **Square Miles**
899,703 **Population**
49 **Pop. Rank out of 498 UZAs**

Other UZAs Served

0 Louisiana Non-UZA

Service Area Statistics

143 **Square Miles**
98,704 **Population**

Service Consumption

18,227 **Annual Unlinked Trips (UPT)**

Service Supplied

237,496 **Annual Vehicle Revenue Miles (VRM)**
12,249 **Annual Vehicle Revenue Hours (VRH)**

Database Information

NTDID: 60112

Reporter Type: Reduced Reporter

Financial Information

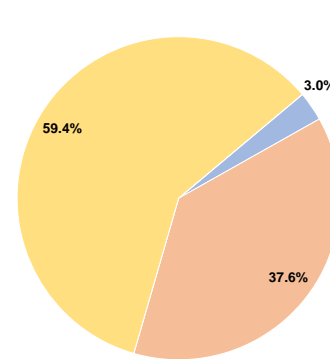
Sources of Operating Funds Expended

Fare Revenues	\$36,246	3.0%
Local Funds	\$462,223	37.6%
State Funds	\$0	0.0%
Federal Assistance	\$729,516	59.4%
Other Funds	\$0	0.0%
Total Operating Funds Expended	\$1,227,985	100.0%

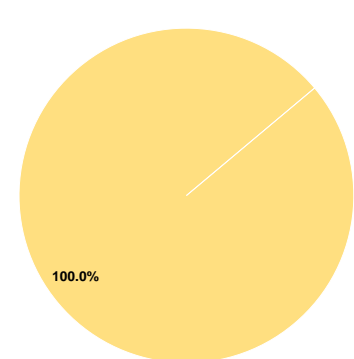
Sources of Capital Funds Expended

Fare Revenues	\$0	0.0%
Local Funds	\$0	0.0%
State Funds	\$0	0.0%
Federal Assistance	\$1,746	100.0%
Other Funds	\$0	0.0%
Total Capital Funds Expended	\$1,746	100.0%

Operating Funding Sources



Capital Funding Sources



Modal Characteristics

Operation Characteristics

Vehicles Operated at Maximum Service

Mode	Directly Operated	Purchased Transportation	Operating Expenses	Fare Revenues	Uses of Capital Funds	Annual Unlinked Trips	Annual Vehicle Revenue Miles	Annual Vehicle Revenue Hours	Average Fleet Age in Years ^a
Demand Response	-	3	\$1,188,385	\$36,246	\$1,746	18,227	237,496	12,249	3.6
Total	-	3	\$1,188,385	\$36,246	\$1,746	18,227	237,496	12,249	

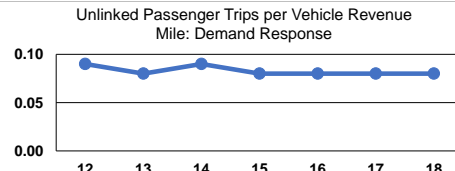
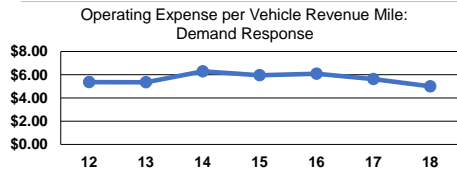
Performance Measures

Service Efficiency

Mode	Operating Expenses per Vehicle Revenue Mile	Operating Expenses per Vehicle Revenue Hour
Demand Response	\$5.00	\$97.02
Total	\$5.00	\$97.02

Service Effectiveness

Mode	Operating Expenses per Unlinked Passenger Trip	Unlinked Trips per Vehicle Revenue Mile	Unlinked Trips per Vehicle Revenue Hour
Demand Response	\$65.20	0.1	1.5
Total	\$65.20	0.1	1.5



Notes:

^aDemand Response - Taxi (DT) and non-dedicated fleets do not report fleet age data.