

General Information

Urbanized Area (UZA) Statistics - 2010 Census

Oklahoma City, OK
411 **Square Miles**
861,505 **Population**
51 **Pop. Rank out of 498 UZAs**

Service Area Statistics

90 **Square Miles**
91,743 **Population**

Service Consumption

213,269 **Annual Unlinked Trips (UPT)**

Service Supplied

271,539 **Annual Vehicle Revenue Miles (VRM)**
18,554 **Annual Vehicle Revenue Hours (VRH)**

Database Information

NTDID: 60118
Reporter Type: Reduced Reporter

Financial Information

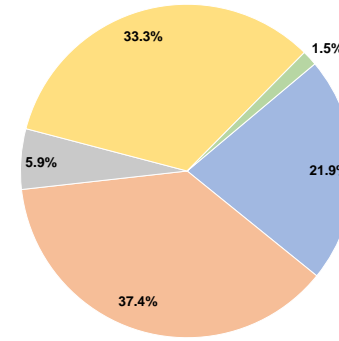
Sources of Operating Funds Expended

Fare Revenues	\$305,528	21.9%
Local Funds	\$520,925	37.4%
State Funds	\$81,631	5.9%
Federal Assistance	\$464,117	33.3%
Other Funds	\$20,579	1.5%
Total Operating Funds Expended	\$1,392,780	100.0%

Sources of Capital Funds Expended

Fare Revenues	\$0
Local Funds	\$0
State Funds	\$0
Federal Assistance	\$0
Other Funds	\$0
Total Capital Funds Expended	\$0

Operating Funding Sources



Modal Characteristics

Operation Characteristics

Vehicles Operated at Maximum Service

Mode	Directly Operated	Purchased Transportation	Operating Expenses	Fare Revenues	Uses of Capital Funds	Annual Unlinked Trips	Annual Vehicle Revenue Miles	Annual Vehicle Revenue Hours	Average Fleet Age in Years ^a
Commuter Bus	-	2	\$417,834	\$0	\$0	55,940	92,784	4,514	3.0
Demand Response	-	3	\$278,556	\$0	\$0	9,863	41,828	2,868	4.1
Bus	-	4	\$696,390	\$305,528	\$0	147,466	136,927	11,172	8.3
Total	-	9	\$1,392,780	\$305,528	\$0	213,269	271,539	18,554	

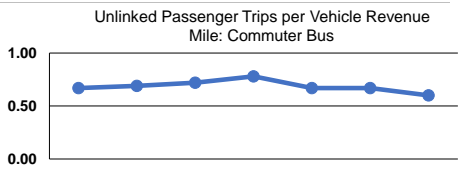
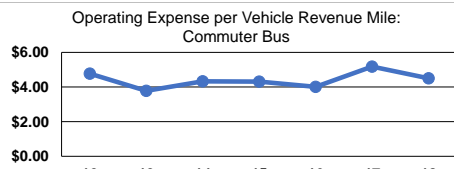
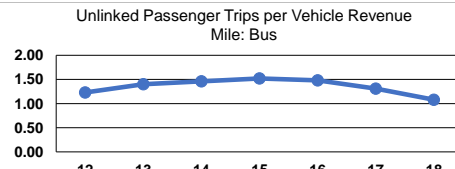
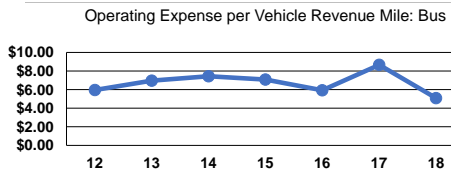
Performance Measures

Service Efficiency

Mode	Operating Expenses per Vehicle Revenue Mile	Operating Expenses per Vehicle Revenue Hour
Commuter Bus	\$4.50	\$92.56
Demand Response	\$6.66	\$97.13
Bus	\$5.09	\$62.33
Total	\$5.13	\$75.07

Service Effectiveness

Mode	Operating Expenses per Unlinked Passenger Trip	Unlinked Trips per Vehicle Revenue Mile	Unlinked Trips per Vehicle Revenue Hour
Commuter Bus	\$7.47	0.6	12.4
Demand Response	\$28.24	0.2	3.4
Bus	\$4.72	1.1	13.2
Total	\$6.53	0.8	11.5



Notes:
^aDemand Response - Taxi (DT) and non-dedicated fleets do not report fleet age data.