

General Information

Urbanized Area (UZA) Statistics - 2010 Census

Las Cruces, NM
 65 **Square Miles**
 128,600 **Population**
 250 **Pop. Rank out of 498 UZAs**

Other UZAs Served

0 New Mexico Non-UZA

Service Area Statistics

800 **Square Miles**
 184,904 **Population**

Service Consumption

116,297 **Annual Unlinked Trips (UPT)**

Service Supplied

508,846 **Annual Vehicle Revenue Miles (VRM)**
 22,078 **Annual Vehicle Revenue Hours (VRH)**

Database Information

NTDID: 60206

Reporter Type: Reduced Reporter

Financial Information

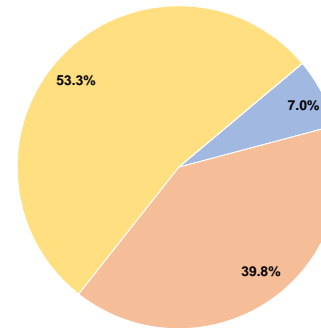
Sources of Operating Funds Expended

Fare Revenues	\$75,072	7.0%
Local Funds	\$428,757	39.8%
State Funds	\$0	0.0%
Federal Assistance	\$574,020	53.3%
Other Funds	\$0	0.0%
Total Operating Funds Expended	\$1,077,849	100.0%

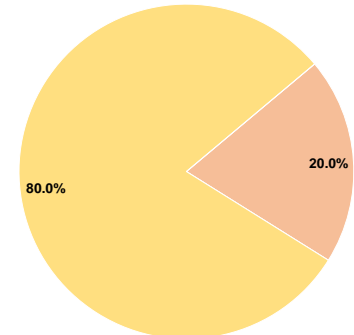
Sources of Capital Funds Expended

Fare Revenues	\$0	0.0%
Local Funds	\$37,930	20.0%
State Funds	\$0	0.0%
Federal Assistance	\$151,720	80.0%
Other Funds	\$0	0.0%
Total Capital Funds Expended	\$189,650	100.0%

Operating Funding Sources



Capital Funding Sources



Modal Characteristics

Operation Characteristics

Vehicles Operated at Maximum Service

Mode	Directly Operated	Purchased Transportation	Operating Expenses	Fare Revenues	Uses of Capital Funds	Annual Unlinked Trips	Annual Vehicle Revenue Miles	Annual Vehicle Revenue Hours	Average Fleet Age in Years ^a
Demand Response	2	-	\$73,509	\$9,425	\$0	7,770	34,688	4,155	9.4
Bus	6	-	\$1,004,340	\$65,647	\$189,650	108,527	474,158	17,923	7.6
Total	8	-	\$1,077,849	\$75,072	\$189,650	116,297	508,846	22,078	


Performance Measures

Service Efficiency

Mode	Operating Expenses per Vehicle Revenue Mile	Operating Expenses per Vehicle Revenue Hour
Demand Response	\$2.12	\$17.69
Bus	\$2.12	\$56.04
Total	\$2.12	\$48.82

Service Effectiveness

Mode	Operating Expenses per Unlinked Passenger Trip	Unlinked Trips per Vehicle Revenue Mile	Unlinked Trips per Vehicle Revenue Hour
Demand Response	\$9.46	0.2	1.9
Bus	\$9.25	0.2	6.1
Total	\$9.27	0.2	5.3



Notes:
^aDemand Response - Taxi (DT) and non-dedicated fleets do not report fleet age data.