

# Webster Parish Police Jury- OCS

2018 Annual Agency Profile

208 Gleason St.  
P.O. Box 389  
Minden, LA 71058

## General Information

### Service Consumption

29,447 Annual Unlinked Trips (UPT)

### Service Supplied

258,163 Annual Vehicle Revenue Miles (VRM)

14,707 Annual Vehicle Revenue Hours (VRH)

### Summary of Operating Expenses (OE)

\$712,032 Total Operating Expenses

### Database Information

NTDID: 6R02-60194

Reporter Type: Rural General Public Transit

## Financial Information

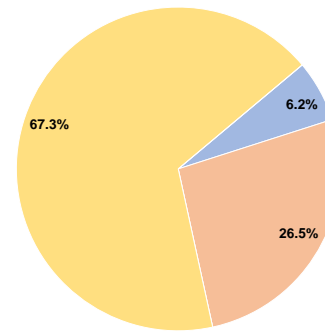
### Sources of Operating Funds Expended

Fare Revenues	\$43,920	6.2%
Local Funds	\$188,896	26.5%
State Funds	\$0	0.0%
Federal Assistance	\$479,216	67.3%
Other Funds	\$0	0.0%
<b>Total Operating Funds Expended</b>	<b>\$712,032</b>	<b>100.0%</b>

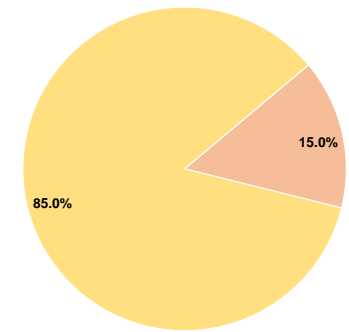
### Sources of Capital Funds Expended

Fare Revenues	\$0	0.0%
Local Funds	\$19,006	15.0%
State Funds	\$0	0.0%
Federal Assistance	\$107,700	85.0%
Other Funds	\$0	0.0%
<b>Total Capital Funds Expended</b>	<b>\$126,706</b>	<b>100.0%</b>

### Operating Funding Sources



### Capital Funding Sources



## Modal Characteristics

### Operation Characteristics

#### Vehicles Operated at Maximum Service

Mode	Directly Operated	Purchased Transportation	Operating Expenses	Fare Revenues	Uses of Capital Funds	Annual Unlinked Trips	Annual Vehicle Revenue Miles	Annual Vehicle Revenue Hours
Demand Response	12	-	\$712,032	\$43,920	\$126,706	29,447	258,163	14,707
<b>Total</b>	<b>12</b>	<b>-</b>	<b>\$712,032</b>	<b>\$43,920</b>	<b>\$126,706</b>	<b>29,447</b>	<b>258,163</b>	<b>14,707</b>

### Performance Measures

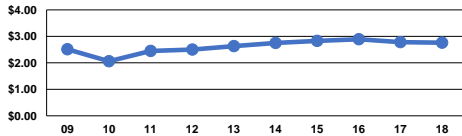
#### Service Efficiency

Mode	Operating Expenses per Vehicle Revenue Mile	Operating Expenses per Vehicle Revenue Hour
Demand Response	\$2.76	\$48.41
<b>Total</b>	<b>\$2.76</b>	<b>\$48.41</b>

#### Service Effectiveness

Mode	Operating Expenses per Unlinked Passenger Trip	Unlinked Trips per Vehicle Revenue Mile	Unlinked Trips per Vehicle Revenue Hour
Demand Response	\$24.18	0.1	2.0
<b>Total</b>	<b>\$24.18</b>	<b>0.1</b>	<b>2.0</b>

Operating Expense per Vehicle Revenue Mile: Agency Total



Unlinked Passenger Trips per Vehicle Revenue Mile: Agency Total

