

# St Martin Council on Aging

2018 Annual Agency Profile

391 Cannery Road  
Breaux Bridge, LA 70517

## General Information

### Service Consumption

10,232 Annual Unlinked Trips (UPT)

### Service Supplied

98,280 Annual Vehicle Revenue Miles (VRM)  
4,575 Annual Vehicle Revenue Hours (VRH)

### Summary of Operating Expenses (OE)

\$246,676 Total Operating Expenses

### Database Information

NTDID: 6R02-60195

Reporter Type: Rural General Public Transit

## Financial Information

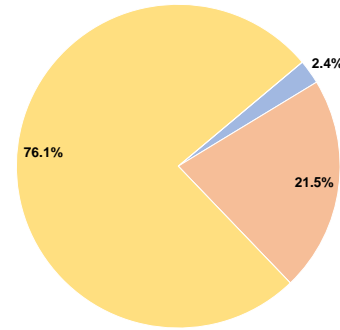
### Sources of Operating Funds Expended

Fare Revenues	\$5,983	2.4%
Local Funds	\$53,069	21.5%
State Funds	\$0	0.0%
Federal Assistance	\$187,624	76.1%
Other Funds	\$0	0.0%
<b>Total Operating Funds Expended</b>	<b>\$246,676</b>	<b>100.0%</b>

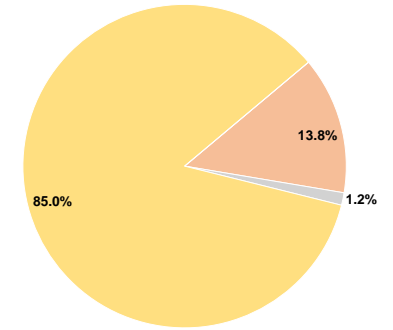
### Sources of Capital Funds Expended

Fare Revenues	\$0	0.0%
Local Funds	\$16,476	13.8%
State Funds	\$1,494	1.2%
Federal Assistance	\$101,831	85.0%
Other Funds	\$0	0.0%
<b>Total Capital Funds Expended</b>	<b>\$119,801</b>	<b>100.0%</b>

### Operating Funding Sources



### Capital Funding Sources



## Modal Characteristics

### Operation Characteristics

#### Vehicles Operated at Maximum Service

Mode	Directly Operated	Purchased Transportation	Operating Expenses	Fare Revenues	Uses of Capital Funds	Annual Unlinked Trips	Annual Vehicle Revenue Miles	Annual Vehicle Revenue Hours
Demand Response	6	-	\$246,676	\$5,983	\$119,801	10,232	98,280	4,575
<b>Total</b>	<b>6</b>	<b>-</b>	<b>\$246,676</b>	<b>\$5,983</b>	<b>\$119,801</b>	<b>10,232</b>	<b>98,280</b>	<b>4,575</b>

### Performance Measures

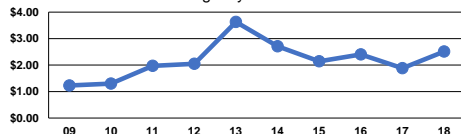
#### Service Efficiency

Mode	Operating Expenses per Vehicle Revenue Mile	Operating Expenses per Vehicle Revenue Hour
Demand Response	\$2.51	\$53.92
<b>Total</b>	<b>\$2.51</b>	<b>\$53.92</b>

#### Service Effectiveness

Mode	Operating Expenses per Unlinked Passenger Trip	Unlinked Trips per Vehicle Revenue Mile	Unlinked Trips per Vehicle Revenue Hour
Demand Response	\$24.11	0.1	2.2
<b>Total</b>	<b>\$24.11</b>	<b>0.1</b>	<b>2.2</b>

Operating Expense per Vehicle Revenue Mile: Agency Total



Unlinked Passenger Trips per Vehicle Revenue Mile: Agency Total

