

Caldwell Parish Council on Aging

2018 Annual Agency Profile

General Information

Service Consumption

10,847 Annual Unlinked Trips (UPT)

Service Supplied

51,540 Annual Vehicle Revenue Miles (VRM)
2,183 Annual Vehicle Revenue Hours (VRH)

Summary of Operating Expenses (OE)

\$147,512 Total Operating Expenses

Database Information

NTDID: 6R02-60209

Reporter Type: Rural General Public Transit

Financial Information

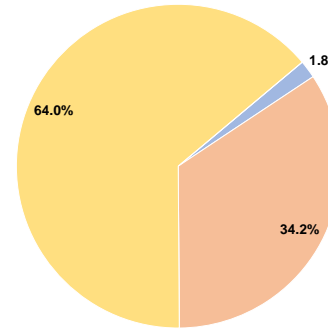
Sources of Operating Funds Expended

Fare Revenues	\$2,635	1.8%
Local Funds	\$50,480	34.2%
State Funds	\$0	0.0%
Federal Assistance	\$94,397	64.0%
Other Funds	\$0	0.0%
Total Operating Funds Expended	\$147,512	100.0%

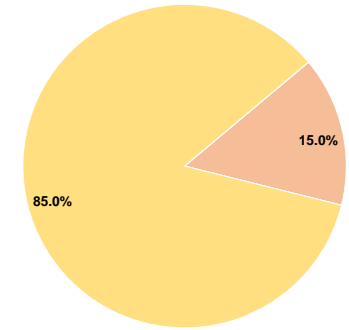
Sources of Capital Funds Expended

Fare Revenues	\$0	0.0%
Local Funds	\$8,395	15.0%
State Funds	\$0	0.0%
Federal Assistance	\$47,571	85.0%
Other Funds	\$0	0.0%
Total Capital Funds Expended	\$55,966	100.0%

Operating Funding Sources



Capital Funding Sources



Modal Characteristics

Operation Characteristics

Vehicles Operated at Maximum Service

Mode	Directly Operated	Purchased Transportation	Operating Expenses	Fare Revenues	Uses of Capital Funds	Annual Unlinked Trips	Annual Vehicle Revenue Miles	Annual Vehicle Revenue Hours
Demand Response	5	-	\$147,512	\$2,635	\$55,966	10,847	51,540	2,183
Total	5	-	\$147,512	\$2,635	\$55,966	10,847	51,540	2,183

Performance Measures

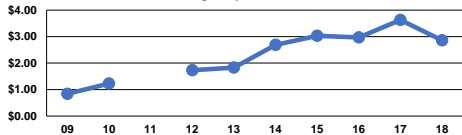
Service Efficiency

Mode	Operating Expenses per Vehicle Revenue Mile	Operating Expenses per Vehicle Revenue Hour
Demand Response	\$2.86	\$67.57
Total	\$2.86	\$67.57

Service Effectiveness

Mode	Operating Expenses per Unlinked Passenger Trip	Unlinked Trips per Vehicle Revenue Mile	Unlinked Trips per Vehicle Revenue Hour
Demand Response	\$13.60	0.2	5.0
Total	\$13.60	0.2	5.0

Operating Expense per Vehicle Revenue Mile: Agency Total



Unlinked Passenger Trips per Vehicle Revenue Mile: Agency Total

