

St. Landry Parish Community Action Agency

2018 Annual Agency Profile

General Information

Service Consumption

9,925 Annual Unlinked Trips (UPT)

Service Supplied

110,462 Annual Vehicle Revenue Miles (VRM)
7,530 Annual Vehicle Revenue Hours (VRH)

Summary of Operating Expenses (OE)

\$262,303 Total Operating Expenses

Database Information

NTDID: 6R02-60231

Reporter Type: Rural General Public Transit

Financial Information

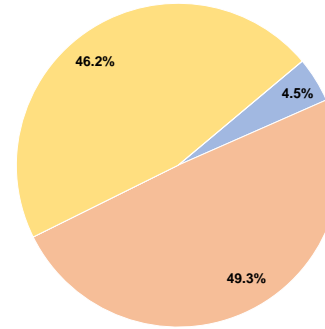
Sources of Operating Funds Expended

Fare Revenues	\$11,825	4.5%
Local Funds	\$129,272	49.3%
State Funds	\$0	0.0%
Federal Assistance	\$121,206	46.2%
Other Funds	\$0	0.0%
Total Operating Funds Expended	\$262,303	100.0%

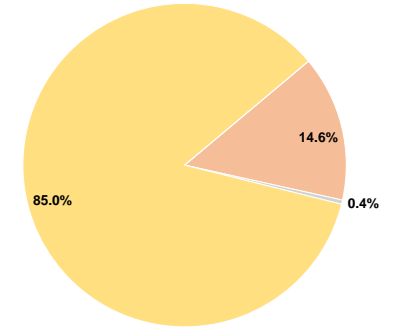
Sources of Capital Funds Expended

Fare Revenues	\$0	0.0%
Local Funds	\$26,208	14.6%
State Funds	\$747	0.4%
Federal Assistance	\$152,747	85.0%
Other Funds	\$0	0.0%
Total Capital Funds Expended	\$179,702	100.0%

Operating Funding Sources



Capital Funding Sources



Modal Characteristics

Operation Characteristics

Vehicles Operated at Maximum Service

Mode	Directly Operated	Purchased Transportation	Operating Expenses	Fare Revenues	Uses of Capital Funds	Annual Unlinked Trips	Annual Vehicle Revenue Miles	Annual Vehicle Revenue Hours
Demand Response	8	-	\$262,303	\$11,825	\$179,702	9,925	110,462	7,530
Total	8	-	\$262,303	\$11,825	\$179,702	9,925	110,462	7,530

Performance Measures

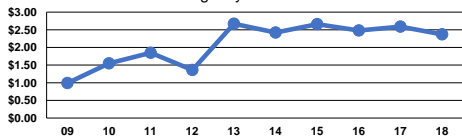
Service Efficiency

Mode	Operating Expenses per Vehicle Revenue Mile	Operating Expenses per Vehicle Revenue Hour
Demand Response	\$2.37	\$34.83
Total	\$2.37	\$34.83

Service Effectiveness

Mode	Operating Expenses per Unlinked Passenger Trip	Unlinked Trips per Vehicle Revenue Mile	Unlinked Trips per Vehicle Revenue Hour
Demand Response	\$26.43	0.1	1.3
Total	\$26.43	0.1	1.3

Operating Expense per Vehicle Revenue Mile: Agency Total



Unlinked Passenger Trips per Vehicle Revenue Mile: Agency Total

