

Allen Council on Aging

2018 Annual Agency Profile

P.O. Drawer E-L
Oakdale, LA 71463

General Information

Service Consumption

14,410 Annual Unlinked Trips (UPT)

Service Supplied

353,955 Annual Vehicle Revenue Miles (VRM)
13,731 Annual Vehicle Revenue Hours (VRH)

Summary of Operating Expenses (OE)

\$425,788 Total Operating Expenses

Database Information

NTDID: 6R02-60249

Reporter Type: Rural General Public Transit

Financial Information

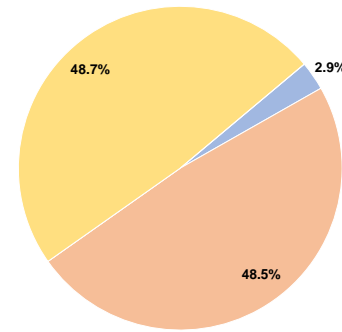
Sources of Operating Funds Expended

Fare Revenues	\$12,305	2.9%
Local Funds	\$206,309	48.5%
State Funds	\$0	0.0%
Federal Assistance	\$207,174	48.7%
Other Funds	\$0	0.0%
Total Operating Funds Expended	\$425,788	100.0%

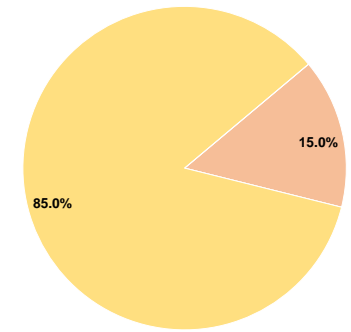
Sources of Capital Funds Expended

Fare Revenues	\$0	0.0%
Local Funds	\$11,868	15.0%
State Funds	\$0	0.0%
Federal Assistance	\$67,254	85.0%
Other Funds	\$0	0.0%
Total Capital Funds Expended	\$79,122	100.0%

Operating Funding Sources



Capital Funding Sources



Modal Characteristics

Operation Characteristics

Vehicles Operated at Maximum Service

Mode	Directly Operated	Purchased Transportation	Operating Expenses	Fare Revenues	Uses of Capital Funds	Annual Unlinked Trips	Annual Vehicle Revenue Miles	Annual Vehicle Revenue Hours
Demand Response	11	-	\$425,788	\$12,305	\$79,122	14,410	353,955	13,731
Total	11	-	\$425,788	\$12,305	\$79,122	14,410	353,955	13,731

Performance Measures

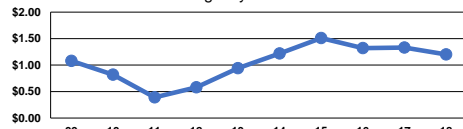
Service Efficiency

Mode	Operating Expenses per Vehicle Revenue Mile	Operating Expenses per Vehicle Revenue Hour
Demand Response	\$1.20	\$31.01
Total	\$1.20	\$31.01

Service Effectiveness

Mode	Operating Expenses per Unlinked Passenger Trip	Unlinked Trips per Vehicle Revenue Mile	Unlinked Trips per Vehicle Revenue Hour
Demand Response	\$29.55	0.0	1.0
Total	\$29.55	0.0	1.0

Operating Expense per Vehicle Revenue Mile: Agency Total



Unlinked Passenger Trips per Vehicle Revenue Mile: Agency Total

