

# Grant County dba Corre Caminos Transit

2018 Annual Agency Profile

## General Information

### Service Consumption

99,221 Annual Unlinked Trips (UPT)

### Service Supplied

340,733 Annual Vehicle Revenue Miles (VRM)  
 18,574 Annual Vehicle Revenue Hours (VRH)

### Summary of Operating Expenses (OE)

\$874,673 Total Operating Expenses

### Database Information

NTDID: 6R03-60151  
 Reporter Type: Rural General Public Transit

## Financial Information

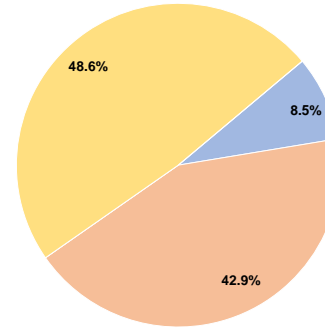
### Sources of Operating Funds Expended

Fare Revenues	\$74,338	8.5%
Local Funds	\$375,407	42.9%
State Funds	\$0	0.0%
Federal Assistance	\$424,928	48.6%
Other Funds	\$0	0.0%
<b>Total Operating Funds Expended</b>	<b>\$874,673</b>	<b>100.0%</b>

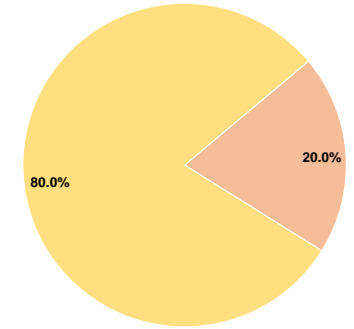
### Sources of Capital Funds Expended

Fare Revenues	\$0	0.0%
Local Funds	\$20,000	20.0%
State Funds	\$0	0.0%
Federal Assistance	\$80,000	80.0%
Other Funds	\$0	0.0%
<b>Total Capital Funds Expended</b>	<b>\$100,000</b>	<b>100.0%</b>

### Operating Funding Sources



### Capital Funding Sources



## Modal Characteristics

### Operation Characteristics

#### Vehicles Operated at Maximum Service

Mode	Directly Operated	Purchased Transportation	Operating Expenses	Fare Revenues	Uses of Capital Funds	Annual Unlinked Trips	Annual Vehicle Revenue Miles	Annual Vehicle Revenue Hours
Demand Response	2	-	\$220,761	\$20,017	\$100,000	17,939	93,524	6,587
Bus	7	-	\$653,912	\$54,321	\$0	81,282	247,209	11,987
<b>Total</b>	<b>9</b>	<b>-</b>	<b>\$874,673</b>	<b>\$74,338</b>	<b>\$100,000</b>	<b>99,221</b>	<b>340,733</b>	<b>18,574</b>

### Performance Measures

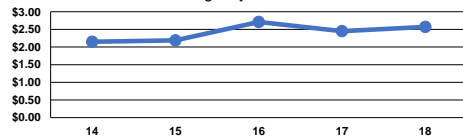
#### Service Efficiency

Mode	Operating Expenses per Vehicle Revenue Mile	Operating Expenses per Vehicle Revenue Hour
Demand Response	\$2.36	\$33.51
Bus	\$2.65	\$54.55
<b>Total</b>	<b>\$2.57</b>	<b>\$47.09</b>

#### Service Effectiveness

Mode	Operating Expenses per Unlinked Passenger Trip	Unlinked Trips per Vehicle Revenue Mile	Unlinked Trips per Vehicle Revenue Hour
Demand Response	\$12.31	0.2	2.7
Bus	\$8.04	0.3	6.8
<b>Total</b>	<b>\$8.82</b>	<b>0.3</b>	<b>5.3</b>

Operating Expense per Vehicle Revenue Mile: Agency Total



Unlinked Passenger Trips per Vehicle Revenue Mile: Agency Total

