

**City of Roswell**  
2018 Annual Agency Profile**General Information****Service Consumption**

163,792 Annual Unlinked Trips (UPT)

**Service Supplied**

324,187 Annual Vehicle Revenue Miles (VRM)

30,063 Annual Vehicle Revenue Hours (VRH)

**Summary of Operating Expenses (OE)**

\$1,223,473 Total Operating Expenses

**Database Information**

NTDID: 6R03-60167

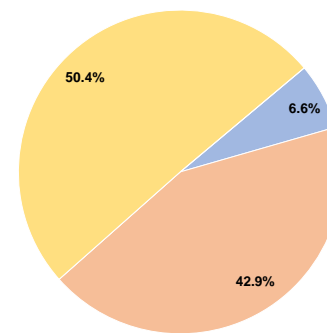
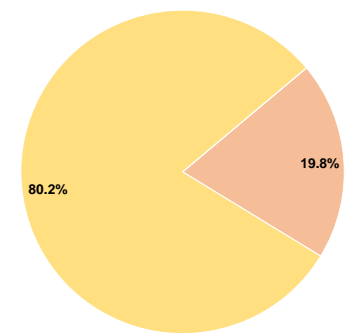
Reporter Type: Rural General Public Transit

**Financial Information****Sources of Operating Funds Expended**

Fare Revenues	\$81,345	6.6%
Local Funds	\$525,118	42.9%
State Funds	\$0	0.0%
Federal Assistance	\$617,010	50.4%
Other Funds	\$0	0.0%
<b>Total Operating Funds Expended</b>	<b>\$1,223,473</b>	<b>100.0%</b>

**Sources of Capital Funds Expended**

Fare Revenues	\$0	0.0%
Local Funds	\$30,580	19.8%
State Funds	\$0	0.0%
Federal Assistance	\$123,590	80.2%
Other Funds	\$0	0.0%
<b>Total Capital Funds Expended</b>	<b>\$154,170</b>	<b>100.0%</b>

**Operating Funding Sources****Capital Funding Sources****Modal Characteristics****Operation Characteristics****Vehicles Operated  
at Maximum Service**

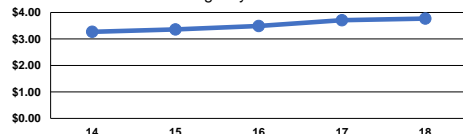
Mode	Directly Operated	Purchased Transportation	Operating Expenses	Fare Revenues	Uses of Capital Funds	Annual Unlinked Trips	Annual Vehicle Revenue Miles	Annual Vehicle Revenue Hours
Demand Response	2	-	\$140,332	\$4,384	\$40,485	5,152	37,184	2,538
Bus	7	-	\$1,083,141	\$76,961	\$113,685	158,640	287,003	27,525
<b>Total</b>	<b>9</b>	<b>-</b>	<b>\$1,223,473</b>	<b>\$81,345</b>	<b>\$154,170</b>	<b>163,792</b>	<b>324,187</b>	<b>30,063</b>

**Performance Measures****Service Efficiency**

Mode	Operating Expenses per Vehicle Revenue Mile	Operating Expenses per Vehicle Revenue Hour
Demand Response	\$3.77	\$55.29
Bus	\$3.77	\$39.35
<b>Total</b>	<b>\$3.77</b>	<b>\$40.70</b>

**Service Effectiveness**

Mode	Operating Expenses per Unlinked Passenger Trip	Unlinked Trips per Vehicle Revenue Mile	Unlinked Trips per Vehicle Revenue Hour
Demand Response	\$27.24	0.1	2.0
Bus	\$6.83	0.6	5.8
<b>Total</b>	<b>\$7.47</b>	<b>0.5</b>	<b>5.4</b>

Operating Expense per Vehicle Revenue Mile:  
Agency TotalUnlinked Passenger Trips per Vehicle Revenue  
Mile: Agency Total