

**General Information**

**Service Consumption**

57,603 Annual Unlinked Trips (UPT)

**Service Supplied**

158,215 Annual Vehicle Revenue Miles (VRM)  
 11,760 Annual Vehicle Revenue Hours (VRH)

**Summary of Operating Expenses (OE)**

\$774,872 Total Operating Expenses

**Database Information**

NTDID: 6R03-60190  
 Reporter Type: Rural General Public Transit

**Financial Information**

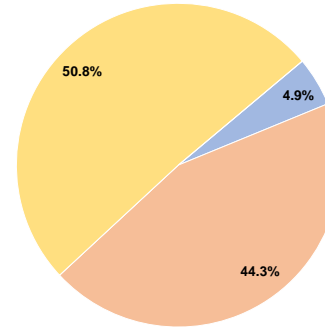
**Sources of Operating Funds Expended**

Fare Revenues	\$38,040	4.9%
Local Funds	\$343,306	44.3%
State Funds	\$0	0.0%
Federal Assistance	\$393,526	50.8%
Other Funds	\$0	0.0%
<b>Total Operating Funds Expended</b>	<b>\$774,872</b>	<b>100.0%</b>

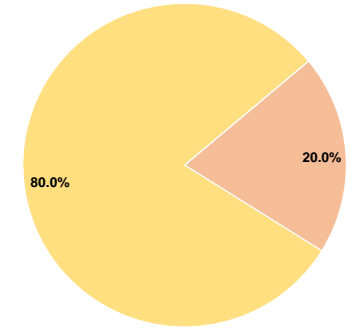
**Sources of Capital Funds Expended**

Fare Revenues	\$0	0.0%
Local Funds	\$23,478	20.0%
State Funds	\$0	0.0%
Federal Assistance	\$93,911	80.0%
Other Funds	\$0	0.0%
<b>Total Capital Funds Expended</b>	<b>\$117,389</b>	<b>100.0%</b>

**Operating Funding Sources**



**Capital Funding Sources**



**Modal Characteristics**

**Operation Characteristics**

**Vehicles Operated at Maximum Service**

Mode	Directly Operated	Purchased Transportation	Operating Expenses	Fare Revenues	Uses of Capital Funds	Annual Unlinked Trips	Annual Vehicle Revenue Miles	Annual Vehicle Revenue Hours
Demand Response	2	-	\$69,023	\$4,543	\$0	4,962	24,389	1,614
Bus	4	-	\$705,849	\$33,497	\$117,389	52,641	133,826	10,146
<b>Total</b>	<b>6</b>	<b>-</b>	<b>\$774,872</b>	<b>\$38,040</b>	<b>\$117,389</b>	<b>57,603</b>	<b>158,215</b>	<b>11,760</b>

**Performance Measures**

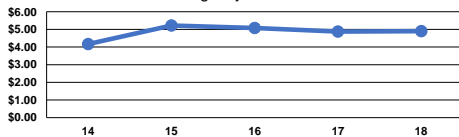
**Service Efficiency**

Mode	Operating Expenses per Vehicle Revenue Mile	Operating Expenses per Vehicle Revenue Hour
Demand Response	\$2.83	\$42.77
Bus	\$5.27	\$69.57
<b>Total</b>	<b>\$4.90</b>	<b>\$65.89</b>

**Service Effectiveness**

Mode	Operating Expenses per Unlinked Passenger Trip	Unlinked Trips per Vehicle Revenue Mile	Unlinked Trips per Vehicle Revenue Hour
Demand Response	\$13.91	0.2	3.1
Bus	\$13.41	0.4	5.2
<b>Total</b>	<b>\$13.45</b>	<b>0.4</b>	<b>4.9</b>

Operating Expense per Vehicle Revenue Mile: Agency Total



Unlinked Passenger Trips per Vehicle Revenue Mile: Agency Total

