

# Community Action Development Corporation

2018 Annual Agency Profile

## General Information

### Service Consumption

185,771 Annual Unlinked Trips (UPT)

### Service Supplied

1,672,830 Annual Vehicle Revenue Miles (VRM)  
80,592 Annual Vehicle Revenue Hours (VRH)

### Summary of Operating Expenses (OE)

\$2,782,831 Total Operating Expenses

### Database Information

NTDID: 6R04-60165

Reporter Type: Rural General Public Transit

## Financial Information

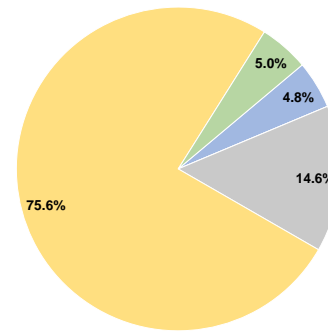
### Sources of Operating Funds Expended

Fare Revenues	\$133,376	4.8%
Local Funds	\$0	0.0%
State Funds	\$407,278	14.6%
Federal Assistance	\$2,104,339	75.6%
Other Funds	\$137,838	5.0%
<b>Total Operating Funds Expended</b>	<b>\$2,782,831</b>	<b>100.0%</b>

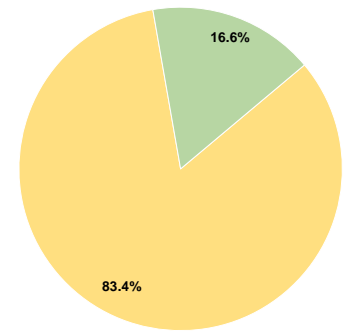
### Sources of Capital Funds Expended

Fare Revenues	\$0	0.0%
Local Funds	\$0	0.0%
State Funds	\$0	0.0%
Federal Assistance	\$667,214	83.4%
Other Funds	\$133,202	16.6%
<b>Total Capital Funds Expended</b>	<b>\$800,416</b>	<b>100.0%</b>

### Operating Funding Sources



### Capital Funding Sources



## Modal Characteristics

### Operation Characteristics

#### Vehicles Operated at Maximum Service

Mode	Directly Operated	Purchased Transportation	Operating Expenses	Fare Revenues
Demand Response	111	-	\$2,782,831	\$133,376
<b>Total</b>	<b>111</b>	<b>-</b>	<b>\$2,782,831</b>	<b>\$133,376</b>

Uses of Capital Funds
\$800,416

Annual Unlinked Trips
185,771

Annual Vehicle Revenue Miles
1,672,830

Annual Vehicle Revenue Hours
80,592

### Performance Measures

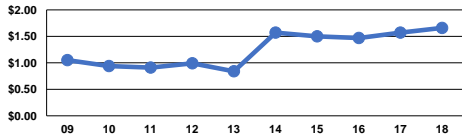
#### Service Efficiency

Mode	Operating Expenses per Vehicle Revenue Mile	Operating Expenses per Vehicle Revenue Hour
Demand Response	\$1.66	\$34.53
<b>Total</b>	<b>\$1.66</b>	<b>\$34.53</b>

#### Service Effectiveness

Mode	Operating Expenses per Unlinked Passenger Trip	Unlinked Trips per Vehicle Revenue Mile	Unlinked Trips per Vehicle Revenue Hour
Demand Response	\$14.98	0.1	2.3
<b>Total</b>	<b>\$14.98</b>	<b>0.1</b>	<b>2.3</b>

Operating Expense per Vehicle Revenue Mile: Agency Total



Unlinked Passenger Trips per Vehicle Revenue Mile: Agency Total

