

# Big Five Community Services, Inc.

2018 Annual Agency Profile

## General Information

### Service Consumption

102,845 Annual Unlinked Trips (UPT)

### Service Supplied

490,407 Annual Vehicle Revenue Miles (VRM)  
 37,593 Annual Vehicle Revenue Hours (VRH)

### Summary of Operating Expenses (OE)

\$1,487,509 Total Operating Expenses

### Database Information

NTDID: 6R04-60258  
 Reporter Type: Rural General Public Transit

## Financial Information

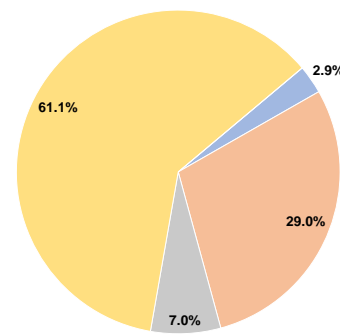
### Sources of Operating Funds Expended

Fare Revenues	\$42,504	2.9%
Local Funds	\$431,641	29.0%
State Funds	\$103,990	7.0%
Federal Assistance	\$909,374	61.1%
Other Funds	\$0	0.0%
<b>Total Operating Funds Expended</b>	<b>\$1,487,509</b>	<b>100.0%</b>

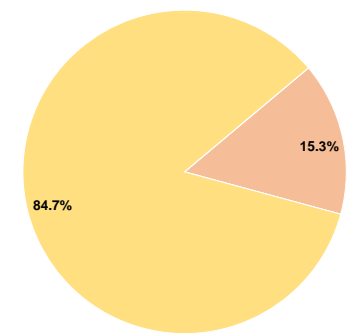
### Sources of Capital Funds Expended

Fare Revenues	\$0	0.0%
Local Funds	\$6,771	15.3%
State Funds	\$0	0.0%
Federal Assistance	\$37,406	84.7%
Other Funds	\$0	0.0%
<b>Total Capital Funds Expended</b>	<b>\$44,177</b>	<b>100.0%</b>

### Operating Funding Sources



### Capital Funding Sources



## Modal Characteristics

### Operation Characteristics

#### Vehicles Operated at Maximum Service

Mode	Directly Operated	Purchased Transportation	Operating Expenses	Fare Revenues	Uses of Capital Funds	Annual Unlinked Trips	Annual Vehicle Revenue Miles	Annual Vehicle Revenue Hours
Demand Response	32	-	\$1,487,509	\$42,504	\$44,177	102,845	490,407	37,593
<b>Total</b>	<b>32</b>	<b>-</b>	<b>\$1,487,509</b>	<b>\$42,504</b>	<b>\$44,177</b>	<b>102,845</b>	<b>490,407</b>	<b>37,593</b>

### Performance Measures

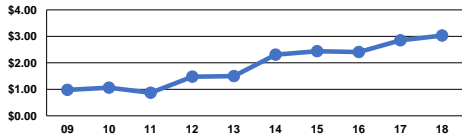
#### Service Efficiency

Mode	Operating Expenses per Vehicle Revenue Mile	Operating Expenses per Vehicle Revenue Hour
Demand Response	\$3.03	\$39.57
<b>Total</b>	<b>\$3.03</b>	<b>\$39.57</b>

#### Service Effectiveness

Mode	Operating Expenses per Unlinked Passenger Trip	Unlinked Trips per Vehicle Revenue Mile	Unlinked Trips per Vehicle Revenue Hour
Demand Response	\$14.46	0.2	2.7
<b>Total</b>	<b>\$14.46</b>	<b>0.2</b>	<b>2.7</b>

Operating Expense per Vehicle Revenue Mile: Agency Total



Unlinked Passenger Trips per Vehicle Revenue Mile: Agency Total

