

Ark-Tex Council of Governments

2018 Annual Agency Profile

General Information

Service Consumption

133,947 Annual Unlinked Trips (UPT)

Service Supplied

1,154,890 Annual Vehicle Revenue Miles (VRM)
 55,379 Annual Vehicle Revenue Hours (VRH)

Summary of Operating Expenses (OE)

\$3,580,992 Total Operating Expenses

Database Information

NTDID: 6R05-60145
 Reporter Type: Rural General Public Transit

Financial Information

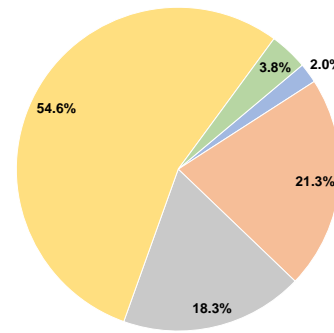
Sources of Operating Funds Expended

Fare Revenues	\$71,500	2.0%
Local Funds	\$761,962	21.3%
State Funds	\$655,315	18.3%
Federal Assistance	\$1,955,835	54.6%
Other Funds	\$136,380	3.8%
Total Operating Funds Expended	\$3,580,992	100.0%

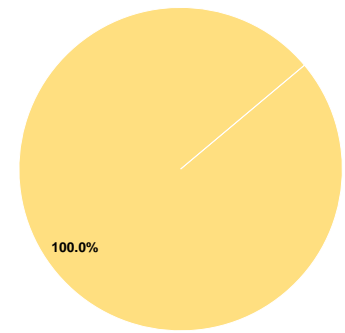
Sources of Capital Funds Expended

Fare Revenues	\$0	0.0%
Local Funds	\$0	0.0%
State Funds	\$0	0.0%
Federal Assistance	\$521,291	100.0%
Other Funds	\$0	0.0%
Total Capital Funds Expended	\$521,291	100.0%

Operating Funding Sources



Capital Funding Sources



Modal Characteristics

Operation Characteristics

Vehicles Operated at Maximum Service

Mode	Directly Operated	Purchased Transportation	Operating Expenses	Fare Revenues	Uses of Capital Funds	Annual Unlinked Trips	Annual Vehicle Revenue Miles	Annual Vehicle Revenue Hours
Commuter Bus	6	-	\$1,159,471	\$5,400	\$0	2,784	281,731	10,969
Demand Response	35	-	\$1,840,084	\$54,367	\$162,227	72,335	709,943	34,670
Bus	4	-	\$581,437	\$11,733	\$359,064	58,828	163,216	9,740
Total	45	-	\$3,580,992	\$71,500	\$521,291	133,947	1,154,890	55,379

Performance Measures

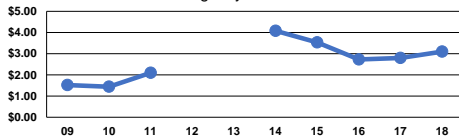
Service Efficiency

Mode	Operating Expenses per Vehicle Revenue Mile	Operating Expenses per Vehicle Revenue Hour
Commuter Bus	\$4.12	\$105.70
Demand Response	\$2.59	\$53.07
Bus	\$3.56	\$59.70
Total	\$3.10	\$64.66

Service Effectiveness

Mode	Operating Expenses per Unlinked Passenger Trip	Unlinked Trips per Vehicle Revenue Mile	Unlinked Trips per Vehicle Revenue Hour
Commuter Bus	\$416.48	0.0	0.3
Demand Response	\$25.44	0.1	2.1
Bus	\$9.88	0.4	6.0
Total	\$26.73	0.1	2.4

Operating Expense per Vehicle Revenue Mile: Agency Total



Unlinked Passenger Trips per Vehicle Revenue Mile: Agency Total

