

# Southwest Area Regional Transit District

2018 Annual Agency Profile

## General Information

### Service Consumption

120,168 Annual Unlinked Trips (UPT)

### Service Supplied

929,369 Annual Vehicle Revenue Miles (VRM)  
46,153 Annual Vehicle Revenue Hours (VRH)

### Summary of Operating Expenses (OE)

\$2,620,033 Total Operating Expenses

### Database Information

NTDID: 6R05-60256

Reporter Type: Rural General Public Transit

## Financial Information

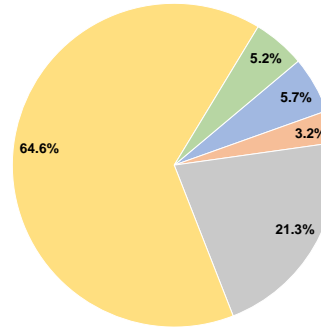
### Sources of Operating Funds Expended

Fare Revenues	\$148,166	5.7%
Local Funds	\$84,633	3.2%
State Funds	\$557,834	21.3%
Federal Assistance	\$1,692,769	64.6%
Other Funds	\$136,631	5.2%
<b>Total Operating Funds Expended</b>	<b>\$2,620,033</b>	<b>100.0%</b>

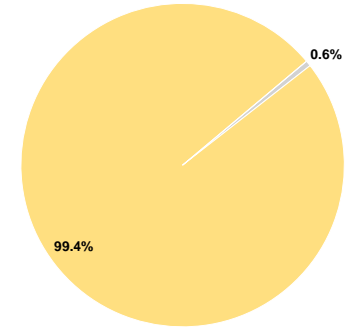
### Sources of Capital Funds Expended

Fare Revenues	\$0	0.0%
Local Funds	\$0	0.0%
State Funds	\$1,715	0.6%
Federal Assistance	\$303,703	99.4%
Other Funds	\$0	0.0%
<b>Total Capital Funds Expended</b>	<b>\$305,418</b>	<b>100.0%</b>

### Operating Funding Sources



### Capital Funding Sources



## Modal Characteristics

### Operation Characteristics

#### Vehicles Operated at Maximum Service

Mode	Directly Operated	Purchased Transportation	Operating Expenses	Fare Revenues	Uses of Capital Funds	Annual Unlinked Trips	Annual Vehicle Revenue Miles	Annual Vehicle Revenue Hours
Demand Response	57	-	\$2,620,033	\$148,166	\$305,418	120,168	929,369	46,153
<b>Total</b>	<b>57</b>	<b>-</b>	<b>\$2,620,033</b>	<b>\$148,166</b>	<b>\$305,418</b>	<b>120,168</b>	<b>929,369</b>	<b>46,153</b>

### Performance Measures

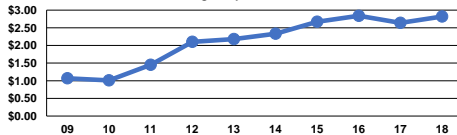
#### Service Efficiency

Mode	Operating Expenses per Vehicle Revenue Mile	Operating Expenses per Vehicle Revenue Hour
Demand Response	\$2.82	\$56.77
<b>Total</b>	<b>\$2.82</b>	<b>\$56.77</b>

#### Service Effectiveness

Mode	Operating Expenses per Unlinked Passenger Trip	Unlinked Trips per Vehicle Revenue Mile	Unlinked Trips per Vehicle Revenue Hour
Demand Response	\$21.80	0.1	2.6
<b>Total</b>	<b>\$21.80</b>	<b>0.1</b>	<b>2.6</b>

Operating Expense per Vehicle Revenue Mile: Agency Total



Unlinked Passenger Trips per Vehicle Revenue Mile: Agency Total

