

McLennan County

2018 Annual Agency Profile

General Information

Service Consumption

62,628 Annual Unlinked Trips (UPT)

Service Supplied

740,125 Annual Vehicle Revenue Miles (VRM)
33,939 Annual Vehicle Revenue Hours (VRH)

Summary of Operating Expenses (OE)

\$1,597,914 Total Operating Expenses

Database Information

NTDID: 6R05-66276

Reporter Type: Rural General Public Transit

Financial Information

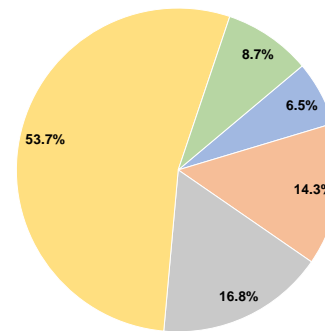
Sources of Operating Funds Expended

Fare Revenues	\$103,362	6.5%
Local Funds	\$227,750	14.3%
State Funds	\$268,708	16.8%
Federal Assistance	\$858,600	53.7%
Other Funds	\$139,494	8.7%
Total Operating Funds Expended	\$1,597,914	100.0%

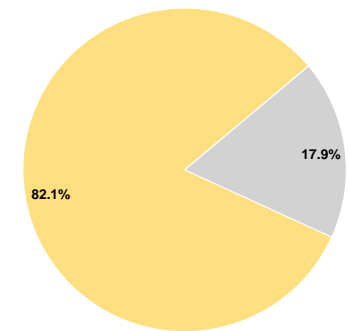
Sources of Capital Funds Expended

Fare Revenues	\$0	0.0%
Local Funds	\$0	0.0%
State Funds	\$21,962	17.9%
Federal Assistance	\$100,423	82.1%
Other Funds	\$0	0.0%
Total Capital Funds Expended	\$122,385	100.0%

Operating Funding Sources



Capital Funding Sources



Modal Characteristics

Operation Characteristics

Vehicles Operated at Maximum Service

Mode	Vehicles Operated at Maximum Service		Operating Expenses	Fare Revenues	Uses of Capital Funds	Annual Unlinked Trips	Annual Vehicle Revenue Miles	Annual Vehicle Revenue Hours
	Directly Operated	Purchased Transportation						
Commuter Bus	2	-	\$563,502	\$47,856	\$109,809	20,622	80,029	3,868
Demand Response	16	7	\$1,034,412	\$55,506	\$12,576	42,006	660,096	30,071
Total	18	7	\$1,597,914	\$103,362	\$122,385	62,628	740,125	33,939

Performance Measures

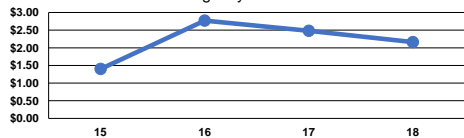
Service Efficiency

Mode	Operating Expenses per Vehicle Revenue Mile	Operating Expenses per Vehicle Revenue Hour
Commuter Bus	\$7.04	\$145.68
Demand Response	\$1.57	\$34.40
Total	\$2.16	\$47.08

Service Effectiveness

Mode	Operating Expenses per Unlinked Passenger Trip	Unlinked Trips per Vehicle Revenue Mile	Unlinked Trips per Vehicle Revenue Hour
Commuter Bus	\$27.33	0.3	5.3
Demand Response	\$24.63	0.1	1.4
Total	\$25.51	0.1	1.8

Operating Expense per Vehicle Revenue Mile: Agency Total



Unlinked Passenger Trips per Vehicle Revenue Mile: Agency Total

