

# Doger Area Rapids Transit, City of Fort Dodge

2018 Annual Agency Profile

## General Information

### Service Consumption

114,640 Annual Unlinked Trips (UPT)

### Service Supplied

245,851 Annual Vehicle Revenue Miles (VRM)  
 20,888 Annual Vehicle Revenue Hours (VRH)

### Summary of Operating Expenses (OE)

\$1,050,741 Total Operating Expenses

### Database Information

NTDID: 7R01-70108

Reporter Type: Rural General Public Transit

## Financial Information

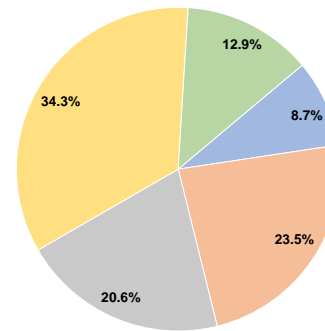
### Sources of Operating Funds Expended

Fare Revenues	\$91,647	8.7%
Local Funds	\$247,050	23.5%
State Funds	\$215,955	20.6%
Federal Assistance	\$360,394	34.3%
Other Funds	\$135,695	12.9%
<b>Total Operating Funds Expended</b>	<b>\$1,050,741</b>	<b>100.0%</b>

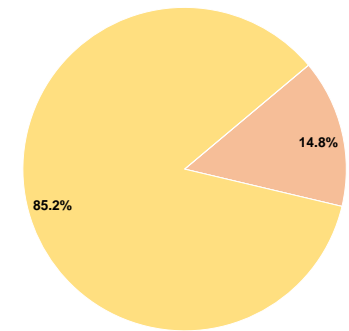
### Sources of Capital Funds Expended

Fare Revenues	\$0	0.0%
Local Funds	\$39,009	14.8%
State Funds	\$0	0.0%
Federal Assistance	\$224,285	85.2%
Other Funds	\$0	0.0%
<b>Total Capital Funds Expended</b>	<b>\$263,294</b>	<b>100.0%</b>

### Operating Funding Sources



### Capital Funding Sources



## Modal Characteristics

### Operation Characteristics

#### Vehicles Operated at Maximum Service

Mode	Directly Operated	Purchased Transportation	Operating Expenses	Fare Revenues	Uses of Capital Funds	Annual Unlinked Trips	Annual Vehicle Revenue Miles	Annual Vehicle Revenue Hours
Demand Response	3	-	\$171,910	\$32,887	\$263,294	11,140	44,578	4,008
Bus	13	-	\$878,831	\$58,760	\$0	103,500	201,273	16,880
<b>Total</b>	<b>16</b>	<b>-</b>	<b>\$1,050,741</b>	<b>\$91,647</b>	<b>\$263,294</b>	<b>114,640</b>	<b>245,851</b>	<b>20,888</b>

### Performance Measures

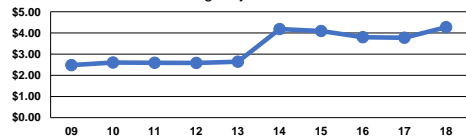
#### Service Efficiency

Mode	Operating Expenses per Vehicle Revenue Mile	Operating Expenses per Vehicle Revenue Hour
Demand Response	\$3.86	\$42.89
Bus	\$4.37	\$52.06
<b>Total</b>	<b>\$4.27</b>	<b>\$50.30</b>

#### Service Effectiveness

Mode	Operating Expenses per Unlinked Passenger Trip	Unlinked Trips per Vehicle Revenue Mile	Unlinked Trips per Vehicle Revenue Hour
Demand Response	\$15.43	0.2	2.8
Bus	\$8.49	0.5	6.1
<b>Total</b>	<b>\$9.17</b>	<b>0.5</b>	<b>5.5</b>

Operating Expense per Vehicle Revenue Mile: Agency Total



Unlinked Passenger Trips per Vehicle Revenue Mile: Agency Total

