

# Burlington Urban Service

2018 Annual Agency Profile

## General Information

### Service Consumption

213,044 Annual Unlinked Trips (UPT)

### Service Supplied

220,932 Annual Vehicle Revenue Miles (VRM)  
17,994 Annual Vehicle Revenue Hours (VRH)

### Summary of Operating Expenses (OE)

\$952,099 Total Operating Expenses

### Database Information

NTDID: 7R01-70111

Reporter Type: Rural General Public Transit

## Financial Information

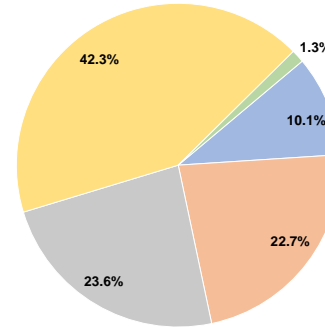
### Sources of Operating Funds Expended

Fare Revenues	\$95,949	10.1%
Local Funds	\$216,320	22.7%
State Funds	\$224,950	23.6%
Federal Assistance	\$402,495	42.3%
Other Funds	\$12,385	1.3%
<b>Total Operating Funds Expended</b>	<b>\$952,099</b>	<b>100.0%</b>

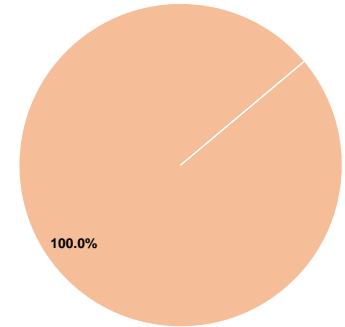
### Sources of Capital Funds Expended

Fare Revenues	\$0	0.0%
Local Funds	\$85,251	100.0%
State Funds	\$0	0.0%
Federal Assistance	\$0	0.0%
Other Funds	\$0	0.0%
<b>Total Capital Funds Expended</b>	<b>\$85,251</b>	<b>100.0%</b>

### Operating Funding Sources



### Capital Funding Sources



## Modal Characteristics

### Operation Characteristics

#### Vehicles Operated at Maximum Service

Mode	Directly Operated	Purchased Transportation	Operating Expenses	Fare Revenues	Uses of Capital Funds	Annual Unlinked Trips	Annual Vehicle Revenue Miles	Annual Vehicle Revenue Hours
Bus	9	-	\$952,099	\$95,949	\$85,251	213,044	220,932	17,994
<b>Total</b>	<b>9</b>	<b>-</b>	<b>\$952,099</b>	<b>\$95,949</b>	<b>\$85,251</b>	<b>213,044</b>	<b>220,932</b>	<b>17,994</b>

### Performance Measures

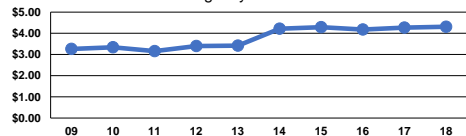
#### Service Efficiency

Mode	Operating Expenses per Vehicle Revenue Mile	Operating Expenses per Vehicle Revenue Hour
Bus	\$4.31	\$52.91
<b>Total</b>	<b>\$4.31</b>	<b>\$52.91</b>

#### Service Effectiveness

Mode	Operating Expenses per Unlinked Passenger Trip	Unlinked Trips per Vehicle Revenue Mile	Unlinked Trips per Vehicle Revenue Hour
Bus	\$4.47	1.0	11.8
<b>Total</b>	<b>\$4.47</b>	<b>1.0</b>	<b>11.8</b>

Operating Expense per Vehicle Revenue Mile: Agency Total



Unlinked Passenger Trips per Vehicle Revenue Mile: Agency Total

