

Delaware, Dubuque & Jackson County Regional Transit

2018 Annual Agency Profile

General Information

Service Consumption

119,864 Annual Unlinked Trips (UPT)

Service Supplied

411,158 Annual Vehicle Revenue Miles (VRM)
 27,222 Annual Vehicle Revenue Hours (VRH)

Summary of Operating Expenses (OE)

\$2,055,255 Total Operating Expenses

Database Information

NTDID: 7R01-70136
 Reporter Type: Rural General Public Transit

Financial Information

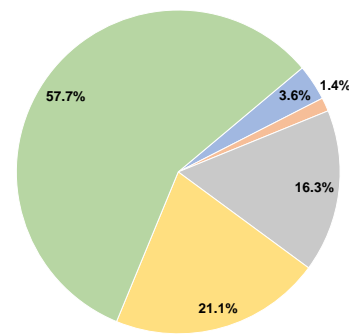
Sources of Operating Funds Expended

Fare Revenues	\$73,767	3.6%
Local Funds	\$27,967	1.4%
State Funds	\$334,138	16.3%
Federal Assistance	\$434,200	21.1%
Other Funds	\$1,185,183	57.7%
Total Operating Funds Expended	\$2,055,255	100.0%

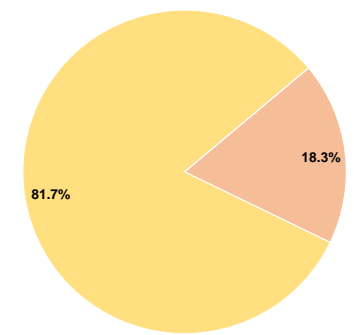
Sources of Capital Funds Expended

Fare Revenues	\$0	0.0%
Local Funds	\$114,016	18.3%
State Funds	\$0	0.0%
Federal Assistance	\$509,024	81.7%
Other Funds	\$0	0.0%
Total Capital Funds Expended	\$623,040	100.0%

Operating Funding Sources



Capital Funding Sources



Modal Characteristics

Operation Characteristics

Vehicles Operated at Maximum Service

Mode	Directly Operated	Purchased Transportation	Operating Expenses	Fare Revenues	Uses of Capital Funds	Annual Unlinked Trips	Annual Vehicle Revenue Miles	Annual Vehicle Revenue Hours
Demand Response	18	-	\$2,055,255	\$73,767	\$623,040	119,864	411,158	27,222
Total	18	-	\$2,055,255	\$73,767	\$623,040	119,864	411,158	27,222

Performance Measures

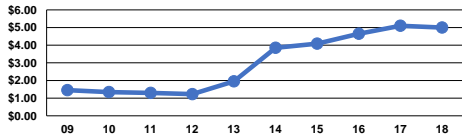
Service Efficiency

Mode	Operating Expenses per Vehicle Revenue Mile	Operating Expenses per Vehicle Revenue Hour
Demand Response	\$5.00	\$75.50
Total	\$5.00	\$75.50

Service Effectiveness

Mode	Operating Expenses per Unlinked Passenger Trip	Unlinked Trips per Vehicle Revenue Mile	Unlinked Trips per Vehicle Revenue Hour
Demand Response	\$17.15	0.3	4.4
Total	\$17.15	0.3	4.4

Operating Expense per Vehicle Revenue Mile: Agency Total



Unlinked Passenger Trips per Vehicle Revenue Mile: Agency Total

