

# Sunflower Diversified Services

2018 Annual Agency Profile

## General Information

### Service Consumption

50,048 Annual Unlinked Trips (UPT)

### Service Supplied

310,759 Annual Vehicle Revenue Miles (VRM)

19,750 Annual Vehicle Revenue Hours (VRH)

### Summary of Operating Expenses (OE)

\$470,620 Total Operating Expenses

### Database Information

NTDID: 7R02-70137

Reporter Type: Rural General Public Transit

## Financial Information

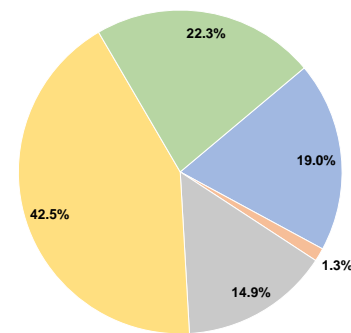
### Sources of Operating Funds Expended

Fare Revenues	\$89,415	19.0%
Local Funds	\$6,259	1.3%
State Funds	\$69,989	14.9%
Federal Assistance	\$199,973	42.5%
Other Funds	\$104,984	22.3%
<b>Total Operating Funds Expended</b>	<b>\$470,620</b>	<b>100.0%</b>

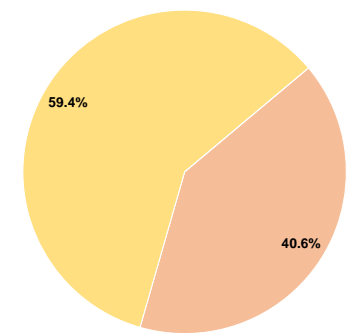
### Sources of Capital Funds Expended

Fare Revenues	\$0	0.0%
Local Funds	\$34,004	40.6%
State Funds	\$0	0.0%
Federal Assistance	\$49,823	59.4%
Other Funds	\$0	0.0%
<b>Total Capital Funds Expended</b>	<b>\$83,827</b>	<b>100.0%</b>

### Operating Funding Sources



### Capital Funding Sources



## Modal Characteristics

### Operation Characteristics

#### Vehicles Operated at Maximum Service

Mode	Directly Operated	Purchased Transportation	Operating Expenses	Fare Revenues	Uses of Capital Funds	Annual Unlinked Trips	Annual Vehicle Revenue Miles	Annual Vehicle Revenue Hours
Demand Response	8	-	\$470,620	\$89,415	\$83,827	50,048	310,759	19,750
<b>Total</b>	<b>8</b>	<b>-</b>	<b>\$470,620</b>	<b>\$89,415</b>	<b>\$83,827</b>	<b>50,048</b>	<b>310,759</b>	<b>19,750</b>

### Performance Measures

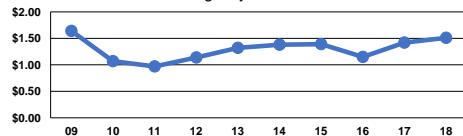
#### Service Efficiency

Mode	Operating Expenses per Vehicle Revenue Mile	Operating Expenses per Vehicle Revenue Hour
Demand Response	\$1.51	\$23.83
<b>Total</b>	<b>\$1.51</b>	<b>\$23.83</b>

#### Service Effectiveness

Mode	Operating Expenses per Unlinked Passenger Trip	Unlinked Trips per Vehicle Revenue Mile	Unlinked Trips per Vehicle Revenue Hour
Demand Response	\$9.40	0.2	2.5
<b>Total</b>	<b>\$9.40</b>	<b>0.2</b>	<b>2.5</b>

Operating Expense per Vehicle Revenue Mile:  
Agency Total



Unlinked Passenger Trips per Vehicle Revenue  
Mile: Agency Total

