

City of Dodge City

2018 Annual Agency Profile

General Information

Service Consumption

48,732 Annual Unlinked Trips (UPT)

Service Supplied

240,145 Annual Vehicle Revenue Miles (VRM)
15,725 Annual Vehicle Revenue Hours (VRH)

Summary of Operating Expenses (OE)

\$655,794 Total Operating Expenses

Database Information

NTDID: 7R02-70139

Reporter Type: Rural General Public Transit

Financial Information

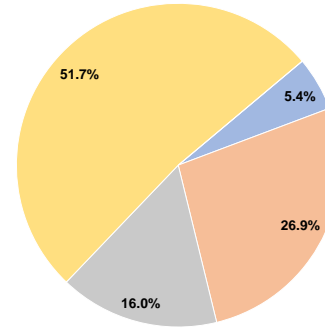
Sources of Operating Funds Expended

Fare Revenues	\$35,302	5.4%
Local Funds	\$176,467	26.9%
State Funds	\$104,736	16.0%
Federal Assistance	\$339,289	51.7%
Other Funds	\$0	0.0%
Total Operating Funds Expended	\$655,794	100.0%

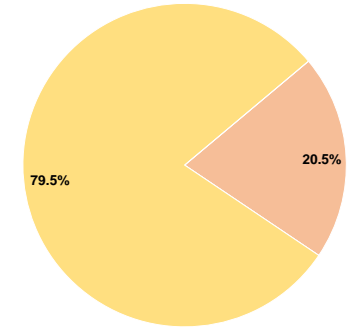
Sources of Capital Funds Expended

Fare Revenues	\$0	0.0%
Local Funds	\$14,515	20.5%
State Funds	\$0	0.0%
Federal Assistance	\$56,159	79.5%
Other Funds	\$0	0.0%
Total Capital Funds Expended	\$70,674	100.0%

Operating Funding Sources



Capital Funding Sources



Modal Characteristics

Operation Characteristics

Vehicles Operated at Maximum Service

Mode	Directly Operated	Purchased Transportation	Operating Expenses	Fare Revenues	Uses of Capital Funds	Annual Unlinked Trips	Annual Vehicle Revenue Miles	Annual Vehicle Revenue Hours
Demand Response	4	-	\$262,192	\$13,996	\$28,269	18,299	96,155	6,754
Bus	3	-	\$393,602	\$21,306	\$42,405	30,433	143,990	8,971
Total	7	-	\$655,794	\$35,302	\$70,674	48,732	240,145	15,725

Performance Measures

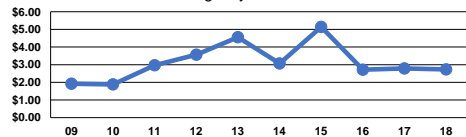
Service Efficiency

Mode	Operating Expenses per Vehicle Revenue Mile	Operating Expenses per Vehicle Revenue Hour
Demand Response	\$2.73	\$38.82
Bus	\$2.73	\$43.87
Total	\$2.73	\$41.70

Service Effectiveness

Mode	Operating Expenses per Unlinked Passenger Trip	Unlinked Trips per Vehicle Revenue Mile	Unlinked Trips per Vehicle Revenue Hour
Demand Response	\$14.33	0.2	2.7
Bus	\$12.93	0.2	3.4
Total	\$13.46	0.2	3.1

Operating Expense per Vehicle Revenue Mile: Agency Total



Unlinked Passenger Trips per Vehicle Revenue Mile: Agency Total

