

# Twin Rivers Developmental Supports, Inc.

2018 Annual Agency Profile

## General Information

### Service Consumption

38,854 Annual Unlinked Trips (UPT)

### Service Supplied

49,633 Annual Vehicle Revenue Miles (VRM)  
 2,472 Annual Vehicle Revenue Hours (VRH)

### Summary of Operating Expenses (OE)

\$119,248 Total Operating Expenses

### Database Information

NTDID: 7R02-70187

Reporter Type: Rural General Public Transit

## Financial Information

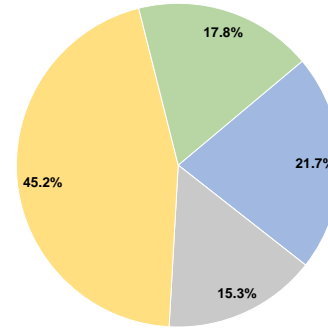
### Sources of Operating Funds Expended

Fare Revenues	\$25,877	21.7%
Local Funds	\$0	0.0%
State Funds	\$18,257	15.3%
Federal Assistance	\$53,864	45.2%
Other Funds	\$21,250	17.8%
<b>Total Operating Funds Expended</b>	<b>\$119,248</b>	<b>100.0%</b>

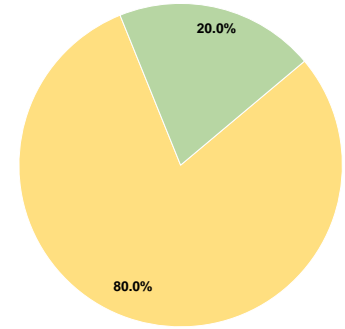
### Sources of Capital Funds Expended

Fare Revenues	\$0	0.0%
Local Funds	\$0	0.0%
State Funds	\$0	0.0%
Federal Assistance	\$46,251	80.0%
Other Funds	\$11,563	20.0%
<b>Total Capital Funds Expended</b>	<b>\$57,814</b>	<b>100.0%</b>

### Operating Funding Sources



### Capital Funding Sources



## Modal Characteristics

### Operation Characteristics

#### Vehicles Operated at Maximum Service

Mode	Directly Operated	Purchased Transportation	Operating Expenses	Fare Revenues	Uses of Capital Funds	Annual Unlinked Trips	Annual Vehicle Revenue Miles	Annual Vehicle Revenue Hours
Demand Response	7	-	\$119,248	\$25,877	\$57,814	38,854	49,633	2,472
<b>Total</b>	<b>7</b>	<b>-</b>	<b>\$119,248</b>	<b>\$25,877</b>	<b>\$57,814</b>	<b>38,854</b>	<b>49,633</b>	<b>2,472</b>

### Performance Measures

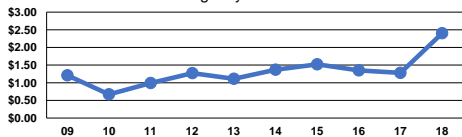
#### Service Efficiency

Mode	Operating Expenses per Vehicle Revenue Mile	Operating Expenses per Vehicle Revenue Hour
Demand Response	\$2.40	\$48.24
<b>Total</b>	<b>\$2.40</b>	<b>\$48.24</b>

#### Service Effectiveness

Mode	Operating Expenses per Unlinked Passenger Trip	Unlinked Trips per Vehicle Revenue Mile	Unlinked Trips per Vehicle Revenue Hour
Demand Response	\$3.07	0.8	15.7
<b>Total</b>	<b>\$3.07</b>	<b>0.8</b>	<b>15.7</b>

Operating Expense per Vehicle Revenue Mile: Agency Total



Unlinked Passenger Trips per Vehicle Revenue Mile: Agency Total

