http://www.sckaaa.org/km.htm
144 S Lane
P.O. Box 788
Kingaman, KS 67605

Kingman County Council on Aging

2018 Annual Agency Profile

General Information

Service Consumption

1,578 **Annual Unlinked Trips (UPT)**

Service Supplied

25,953 **Annual Vehicle Revenue Miles (VRM)**
1,177 **Annual Vehicle Revenue Hours (VRH)**

Summary of Operating Expenses (OE)

$87,363 **Total Operating Expenses**

Database Information

NTDID: 7R02-70206
Reporter Type: Rural General Public Transit

Financial Information

Sources of Operating Funds Expended

Fare Revenues	$6,530	7.5%
Local Funds	$23,236	26.6%
State Funds	$14,140	16.2%
Federal Assistance	$43,457	49.7%
Other Funds	$0	0.0%
Total Operating Funds Expended	**$87,363**	100.0%

Sources of Capital Funds Expended

Fare Revenues	$0
Local Funds	$0
State Funds	$0
Federal Assistance	$0
Other Funds	$0
Total Capital Funds Expended	**$0**

Operating Funding Sources

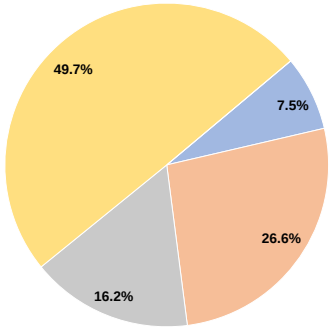

Modal Characteristics

Operation Characteristics

Mode	Vehicles Operated at Maximum Service: Directly Operated	Vehicles Operated at Maximum Service: Purchased Transportation	Operating Expenses	Fare Revenues	Uses of Capital Funds	Annual Unlinked Trips	Annual Vehicle Revenue Miles	Annual Vehicle Revenue Hours
Demand Response	2	-	$87,363	$6,530	$0	1,578	25,953	1,177
Total	**2**	**-**	**$87,363**	**$6,530**	**$0**	**1,578**	**25,953**	**1,177**

Performance Measures

Mode	Service Efficiency: Operating Expenses per Vehicle Revenue Mile	Service Efficiency: Operating Expenses per Vehicle Revenue Hour
Demand Response	$3.37	$74.23
Total	**$3.37**	**$74.23**

Mode	Service Effectiveness: Operating Expenses per Unlinked Passenger Trip	Service Effectiveness: Unlinked Trips per Vehicle Revenue Mile	Service Effectiveness: Unlinked Trips per Vehicle Revenue Hour
Demand Response	$55.36	0.1	1.3
Total	**$55.36**	**0.1**	**1.3**

Operating Expense per Vehicle Revenue Mile: Agency Total

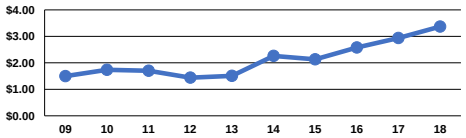
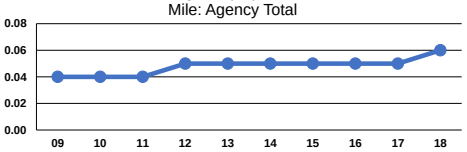
Unlinked Passenger Trips per Vehicle Revenue Mile: Agency Total