

## Four County Mental Health, Inc.

2018 Annual Agency Profile

### General Information

#### Service Consumption

43,053 Annual Unlinked Trips (UPT)

#### Service Supplied

763,138 Annual Vehicle Revenue Miles (VRM)  
 32,710 Annual Vehicle Revenue Hours (VRH)

#### Summary of Operating Expenses (OE)

\$1,080,355 Total Operating Expenses

#### Database Information

NTDID: 7R02-70209

Reporter Type: Rural General Public Transit

### Financial Information

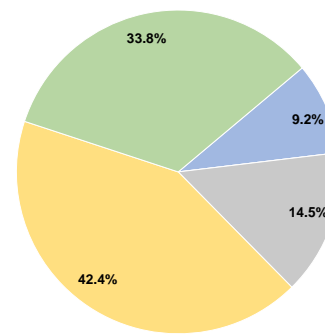
#### Sources of Operating Funds Expended

Fare Revenues	\$99,478	9.2%
Local Funds	\$0	0.0%
State Funds	\$156,849	14.5%
Federal Assistance	\$458,571	42.4%
Other Funds	\$365,457	33.8%
<b>Total Operating Funds Expended</b>	<b>\$1,080,355</b>	<b>100.0%</b>

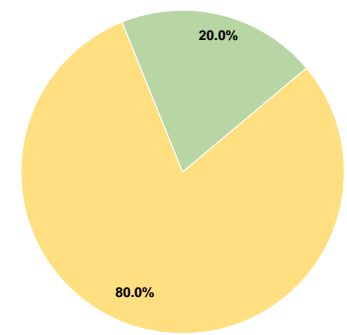
#### Sources of Capital Funds Expended

Fare Revenues	\$0	0.0%
Local Funds	\$0	0.0%
State Funds	\$0	0.0%
Federal Assistance	\$48,108	80.0%
Other Funds	\$12,027	20.0%
<b>Total Capital Funds Expended</b>	<b>\$60,135</b>	<b>100.0%</b>

#### Operating Funding Sources



#### Capital Funding Sources



### Modal Characteristics

#### Operation Characteristics

#### Vehicles Operated at Maximum Service

Mode	Directly Operated	Purchased Transportation	Operating Expenses	Fare Revenues	Uses of Capital Funds	Annual Unlinked Trips	Annual Vehicle Revenue Miles	Annual Vehicle Revenue Hours
Demand Response	25	-	\$1,080,355	\$99,478	\$60,135	43,053	763,138	32,710
<b>Total</b>	<b>25</b>	<b>-</b>	<b>\$1,080,355</b>	<b>\$99,478</b>	<b>\$60,135</b>	<b>43,053</b>	<b>763,138</b>	<b>32,710</b>

#### Performance Measures

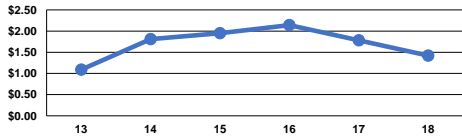
#### Service Efficiency

Mode	Operating Expenses per Vehicle Revenue Mile	Operating Expenses per Vehicle Revenue Hour
Demand Response	\$1.42	\$33.03
<b>Total</b>	<b>\$1.42</b>	<b>\$33.03</b>

#### Service Effectiveness

Mode	Operating Expenses per Unlinked Passenger Trip	Unlinked Trips per Vehicle Revenue Mile	Unlinked Trips per Vehicle Revenue Hour
Demand Response	\$25.09	0.1	1.3
<b>Total</b>	<b>\$25.09</b>	<b>0.1</b>	<b>1.3</b>

Operating Expense per Vehicle Revenue Mile: Agency Total



Unlinked Passenger Trips per Vehicle Revenue Mile: Agency Total

