

Wabaunsee County General Public Transportation

2018 Annual Agency Profile

General Information

Service Consumption

2,838 Annual Unlinked Trips (UPT)

Service Supplied

60,277 Annual Vehicle Revenue Miles (VRM)

1,554 Annual Vehicle Revenue Hours (VRH)

Summary of Operating Expenses (OE)

\$73,555 Total Operating Expenses

Database Information

NTDID: 7R02-70218

Reporter Type: Rural General Public Transit

Financial Information

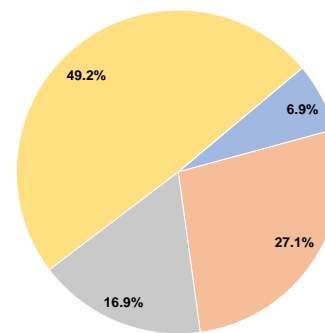
Sources of Operating Funds Expended

Fare Revenues	\$5,065	6.9%
Local Funds	\$19,897	27.1%
State Funds	\$12,398	16.9%
Federal Assistance	\$36,195	49.2%
Other Funds	\$0	0.0%
Total Operating Funds Expended	\$73,555	100.0%

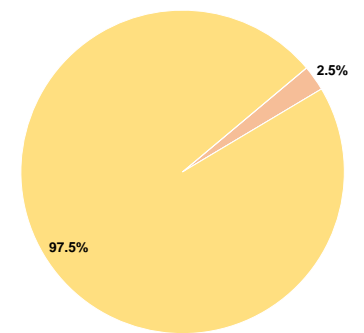
Sources of Capital Funds Expended

Fare Revenues	\$0	0.0%
Local Funds	\$1,273	2.5%
State Funds	\$0	0.0%
Federal Assistance	\$48,694	97.5%
Other Funds	\$0	0.0%
Total Capital Funds Expended	\$49,967	100.0%

Operating Funding Sources



Capital Funding Sources



Modal Characteristics

Operation Characteristics

Vehicles Operated at Maximum Service

Mode	Directly Operated	Purchased Transportation	Operating Expenses	Fare Revenues	Uses of Capital Funds	Annual Unlinked Trips	Annual Vehicle Revenue Miles	Annual Vehicle Revenue Hours
Demand Response	2	-	\$73,555	\$5,065	\$49,967	2,838	60,277	1,554
Total	2	-	\$73,555	\$5,065	\$49,967	2,838	60,277	1,554

Performance Measures

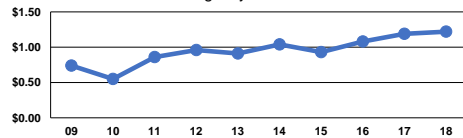
Service Efficiency

Mode	Operating Expenses per Vehicle Revenue Mile	Operating Expenses per Vehicle Revenue Hour
Demand Response	\$1.22	\$47.33
Total	\$1.22	\$47.33

Service Effectiveness

Mode	Operating Expenses per Unlinked Passenger Trip	Unlinked Trips per Vehicle Revenue Mile	Unlinked Trips per Vehicle Revenue Hour
Demand Response	\$25.92	0.0	1.8
Total	\$25.92	0.0	1.8

Operating Expense per Vehicle Revenue Mile:
Agency Total



Unlinked Passenger Trips per Vehicle Revenue
Mile: Agency Total

